

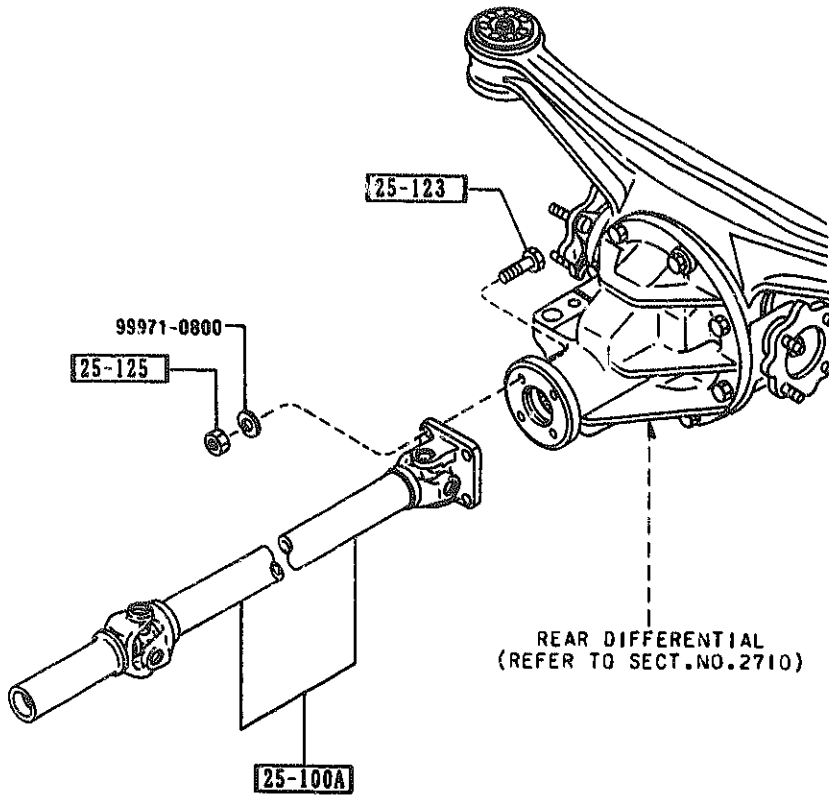
## SECTION NAME INDEX (CHASSIS)

LD.NO	SEC.NO	SECTION NAME	LO.NO	SEC.NO	SECTION NAME	LO.NO	SEC.NO	SECTION NAME
1-C11	2505	REAR PROPELLER SHAFT	1-J16	4600	PARKING BRAKE SYSTEM			
1-D11	2550	REAR DRIVE SHAFT	1-L16	4500	FUEL PIPINGS			
1-E11	2600	REAR AXLE	2-C03	4600	CHANGE CONTROL SYSTEM (AT)			
1-F11	2610	REAR BRAKE MECHANISMS						
1-H11	2710	REAR DIFFERENTIALS (NORMAL DIFF.)						
1-L11	2710 A	REAR DIFFERENTIALS (LIMITED SLIP DIFF.)						
1-D12	2800	REAR SUSPENSION MECHANISMS						
1-E12	2801	REAR SPRING & DAMPER						
1-F12	2810	REAR STABILIZER						
1-G12	2830	REAR LOWER ARMS & SUB FRAME						
1-I12	3200	STEERING WHEEL						
1-L12	3210	STEERING COLUMN & SHAFTS						
1-M12	3220	STEERING GEAR (W/O POWER STEERING)						
1-C13	3220 A	STEERING GEAR (W/ POWER STEERING)						
1-F13	3240	POWER STEERING SYSTEM						
1-H13	3300	FRONT AXLE						
1-I13	3310	FRONT BRAKE MECHANISMS						
1-K13	3400	FRONT SUSPENSION MECHANISMS						
1-M13	3401	FRONT SPRING & DAMPER						
1-N13	3410	CROSSMEMBER & STABILIZER						
1-C14	3700	TIRES & JACK						
1-C15	3900	ENGINE & T/MISSION MOUNTINGS						
1-D15	4000	EXHAUST SYSTEM						
1-F15	4140	CLUTCH RELEASE & MASTER CYLINDERS (MANUAL TRANSMISSION)						
1-G15	4145	CLUTCH PIPINGS (MANUAL TRANSMISSION)						
1-H15	4160	ACCELERATOR CONTROL SYSTEM						
1-I15	4200	FUEL TANK						
1-M15	4300	CLUTCH & BRAKE PEDALS (MANUAL TRANSMISSION)						
1-D16	4300A	BRAKE PEDALS (AUTOMATIC TRANSMISSION)						
1-F16	4340	BRAKE MASTER CYLINDER & POWER BRAKE						
1-H16	4360	BRAKE PIPINGS						

CATLOG-NO= AUNA01-07

DATE. 1992-02

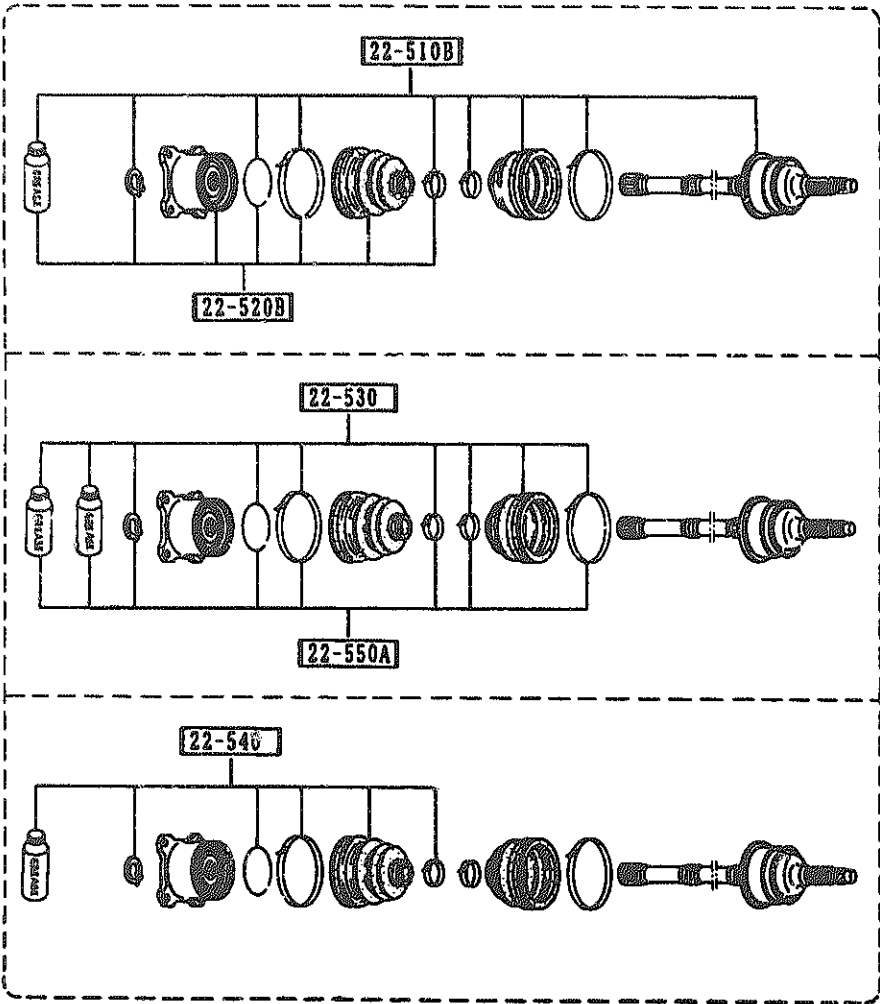
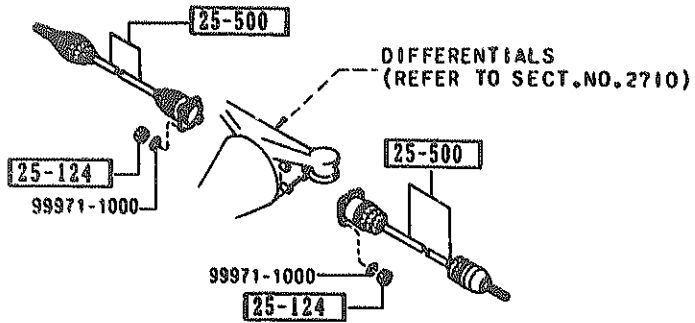
1-B11



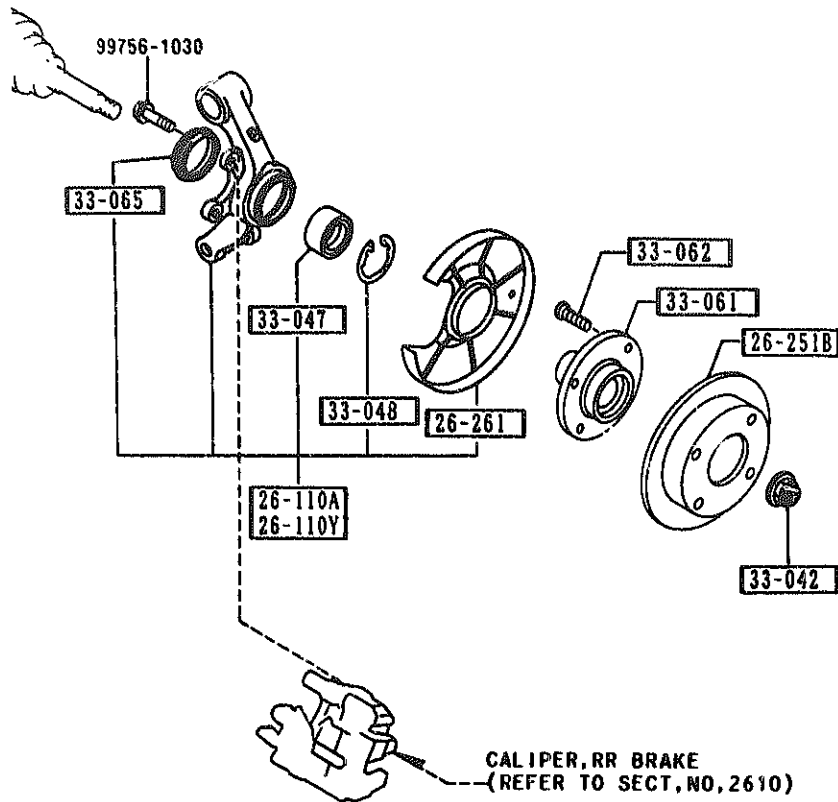
PART NO.	QTY	MODEL/RESTRICTION	MODEL/RESTRICTION	MODEL/RESTRICTION	FROM TO
25-100A		SHAFT, PROPELLER			
M091-25-100	1				
25-123		BOLT			
N010-25-123	4				
25-125		NUT			
1456-25-125	4				

2550 REAR DRIVE SHAFT

2550 -1 # REAR DRIVE SHAFT

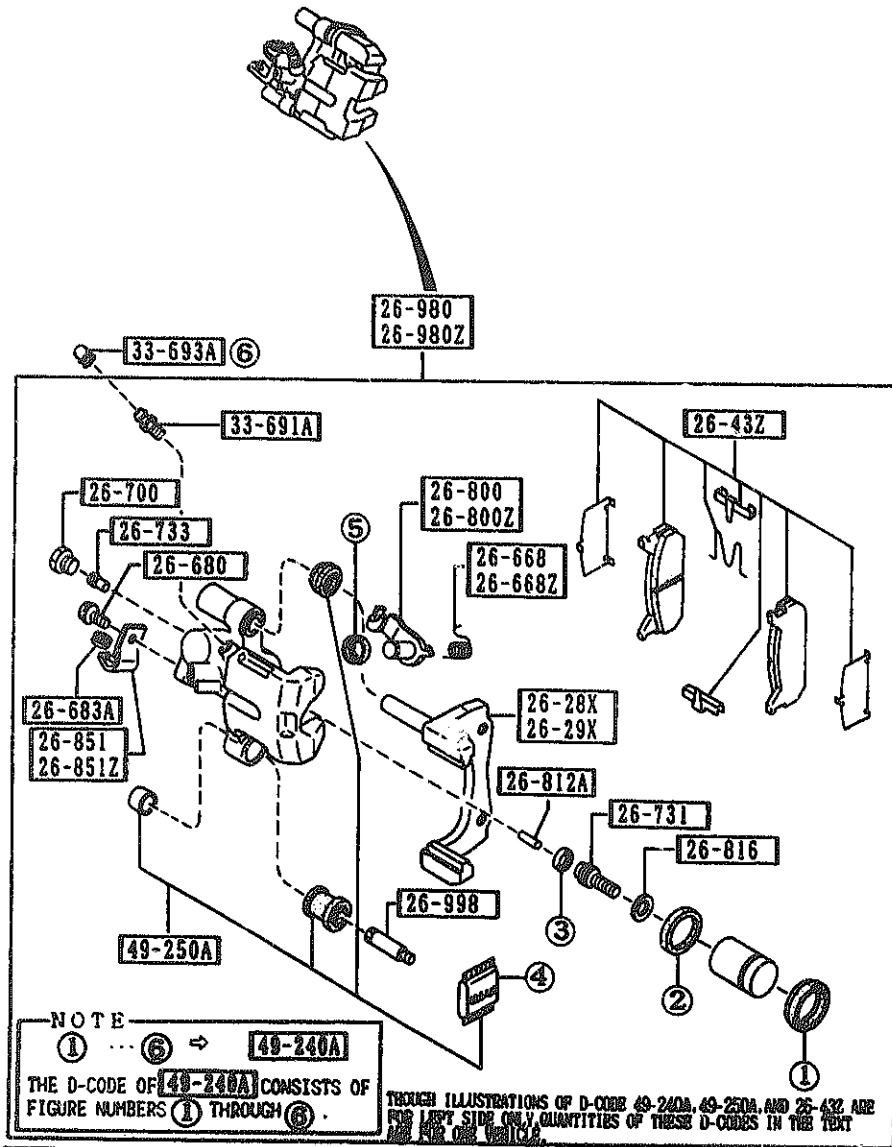


PART NO.	QTY	MODEL/RESTRICTION	MODEL/RESTRICTION	MODEL/RESTRICTION	FROM-YO
22-510B		JOINT SET, OUTER			
M090-22-510	2				
22-520B		JOINT SET(R), INNER			
M090-22-520	2				
22-530		BOOT SET, OUTER JOINT			
M090-22-530	2				
22-540		BOOT SET, INNER JOINT			
M090-22-540	2				
22-550A		CLIP SET, DRIVE SHAFT			
M090-22-550	2				
25-124		NUT			
1368-25-124	8				
25-500		SHAFT, DRIVE			
M090-25-500	2				

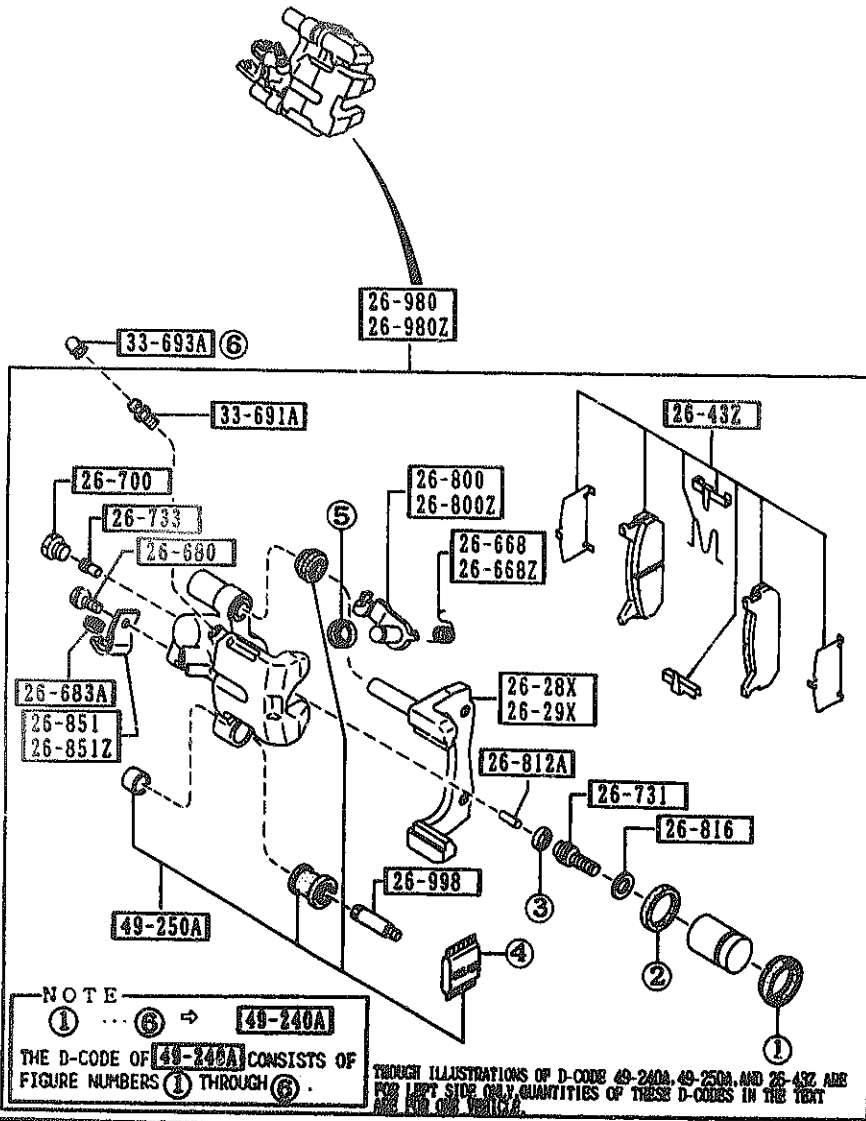


PART NO.	QTY	MODEL/RESTRICTION	MODEL/RESTRICTION	MODEL/RESTRICTION	FROM-TO
26-110A		KNUCKLE(R), REAR			
NA01-26-130 A (NA01-26-130A)	1				-9901
NA01-26-130A	1				9901-
26-110Y		KNUCKLE(L), REAR			
NA01-26-140 A (NA01-26-140A)	1				-9901
NA01-26-140A	1				9901-
26-251B		PLATE, DISC			
M NA01-26-251A	2				
26-261		COVER, DUST			
NA01-26-261 A (NA01-26-261A)	2				-9901
NA01-26-261A	2				9901-
33-042		NUT			
NA01-33-042A	2	W/WASHER			
33-047		BEARING, WHEEL			
B455-33-047A	2				
33-048		RING, RETAINING-DISC PLATE			
H260-33-048	2				
33-061		HUB, WHEEL			
B455-33-061	2				
33-062		BOLT, HUB			
B455-33-062	8				
33-065		SEAL, OIL-AXLE			
G304-33-065	2				

9901 NA35MM-119257



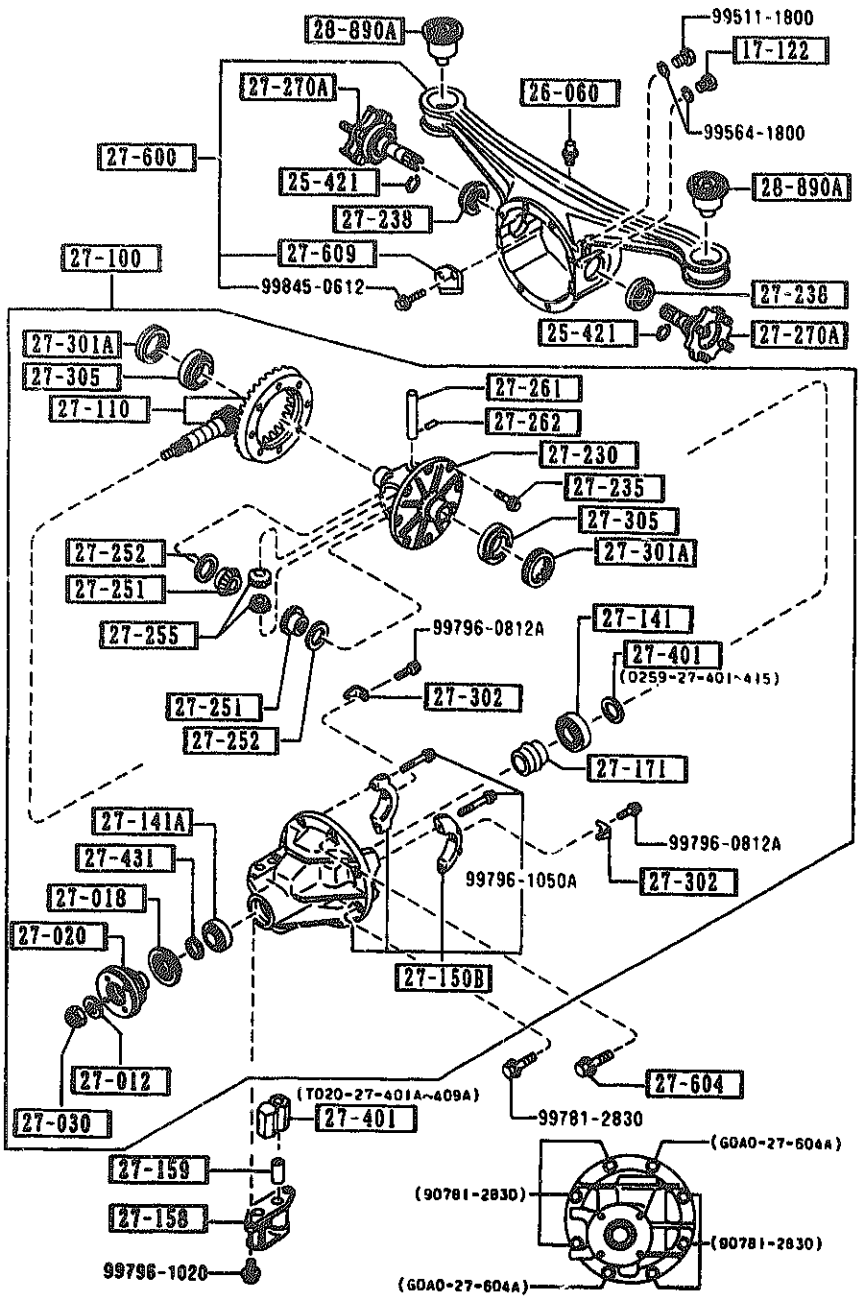
PART NO.	QTY	MODEL/RESTRICTION	MODEL/RESTRICTION	MODEL/RESTRICTION	FROM TO
26-28X		SUPPORT(R), MOUNTING			
NA10-26-28X	1				
26-29X		SUPPORT(L), MOUNTING			
NA10-26-29X	1				
26-43Z		PAD SET, RR CALIPER ASBESTOS			
NAY1-26-43Z	1				
26-668		SPRING(R), LEVER			
BWOH-26-668	1				
26-668Z		SPRING(L), LEVER			
BWOH-26-669	1				
26-680		BOLT			
BWOH-26-680	2				
26-683A		PROTECTOR			
BWOH-26-683	2				
26-700		PLUG, SCREW			
BWOH-26-700	2				
26-731		SPINDLE, ADJUSTER			
BWOH-26-731	2				
26-733		GEAR, ADJUST			
BWOH-26-733	2				
26-800		LEVER(R), OPERATING			
BWOH-26-800	1				
26-800Z		LEVER(L), OPERATING			
BWOH-26-810	1				
26-812A		ROD, PUSH-FRT CALIPER			
BWOH-26-812	2				
26-816		RING, SNAP-RR CALIPER			



PART NO.	QTY	MODEL/RESTRICTION	MODEL/RESTRICTION	MODEL/RESTRICTION	FROM-TO
CONT'D BWOH-26-816	2				
26-851		BRACKET(R), CABLE			
BWOH-26-851	1				
26-851Z		BRACKET(L), CABLE			
BWOH-26-861	1				
26-980		CALIPER(R), RR BRAKE			
NA01-26-980A	1				
26-980Z		CALIPER(L), RR BRAKE			
NA01-26-990A	1				
26-998		PIN, GUIDE			
BWOH-26-998A	2				
33-691A		SCREW, BLEEDER			
BWOH-26-691	2				
33-693A		CAP, BLEEDER SCREW			
0259-33-693	2				
49-240A		SEAL KIT, CALIPER-RR			
NAY1-26-44Z	1				
49-250A		BOOT KIT, RR CALIPER			
BWYH-26-45Z	1				

2710 REAR DIFFERENTIALS  
(NORMAL DIFF.)

2710 -1 REAR DIFFERENTIALS  
(NORMAL DIFF.)

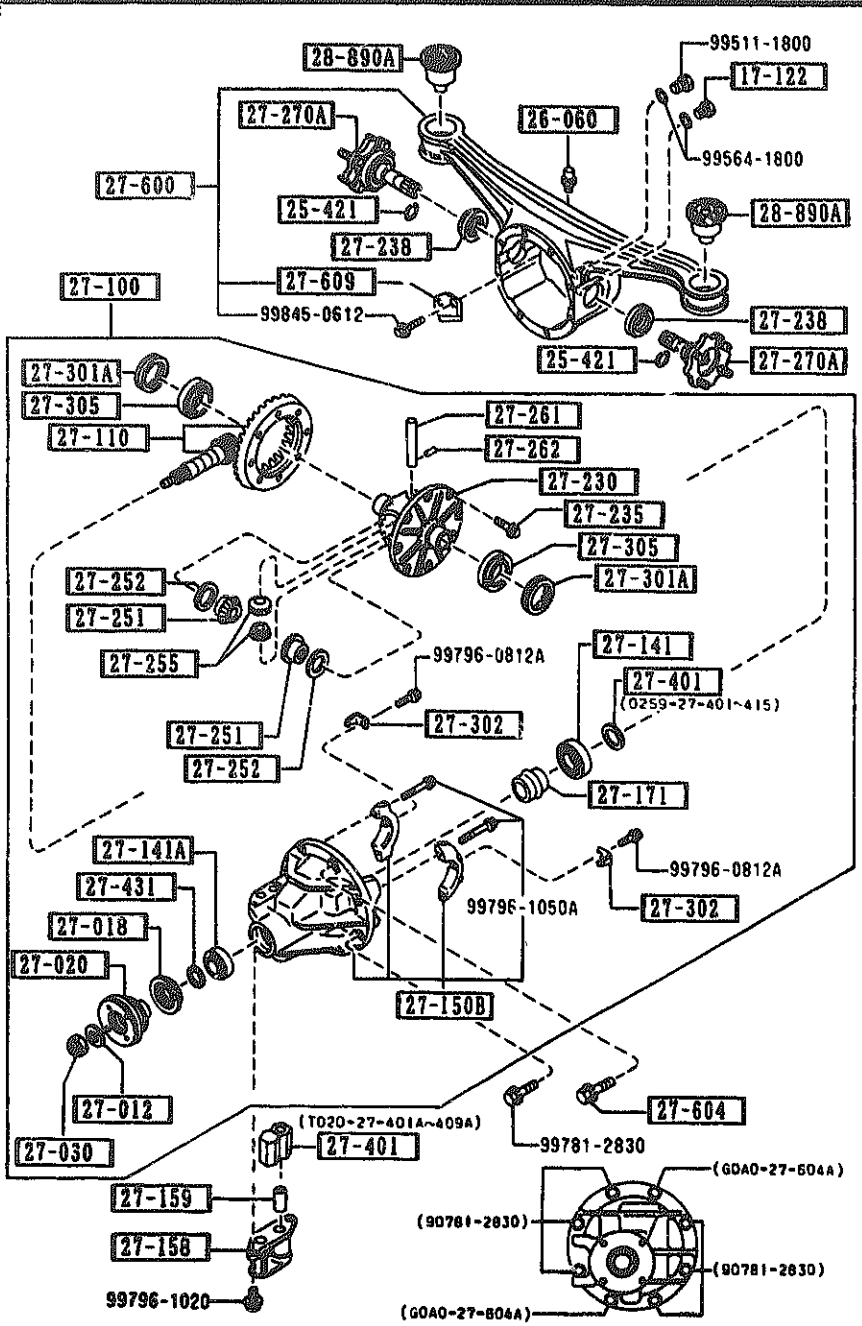


PART NO.	QTY	MODEL/RESTRICTION	MODEL/RESTRICTION	MODEL/RESTRICTION	FROM-TO
17-122		PLUG, MAGNET			
0810-17-121	1				
25-421		CLIP			
F001-25-421A	2				
26-060		BREATHER			
0730-26-060	1				
27-012		WASHER			
3919-27-012	1				
27-018		SEAL, OIL			
T020-27-165	1				
27-020		FLANGE, COMPANION			
T002-27-120A AN(T002-27-120B)	1				-9721
T002-27-120B	1				9721-
27-030		NUT, LOCK			
3919-27-130	1				
27-100		DRIVING & DIFF.			
T020-27-100H AN(T020-27-100J)	1				-9721
T020-27-100J A (T020-27-100K)	1				9721-9801
T020-27-100K	1				9801-
27-110		GEAR SET, FINAL			
T020-27-110B	1	R=4.300			
27-141		BEARING, PINION			
0755-27-210	1				
27-141A		BEARING, PINION			
3919-27-220	1				
27-150B		CARRIER, DIFFERENTIAL-FRT			
T020-27-150C	1				-9801

9721 NA35RH-114922  
9801 NA35RH-116316

2710 REAR DIFFERENTIALS  
(NORMAL DIFF.)

2710 -2 REAR DIFFERENTIALS  
(NORMAL DIFF.)

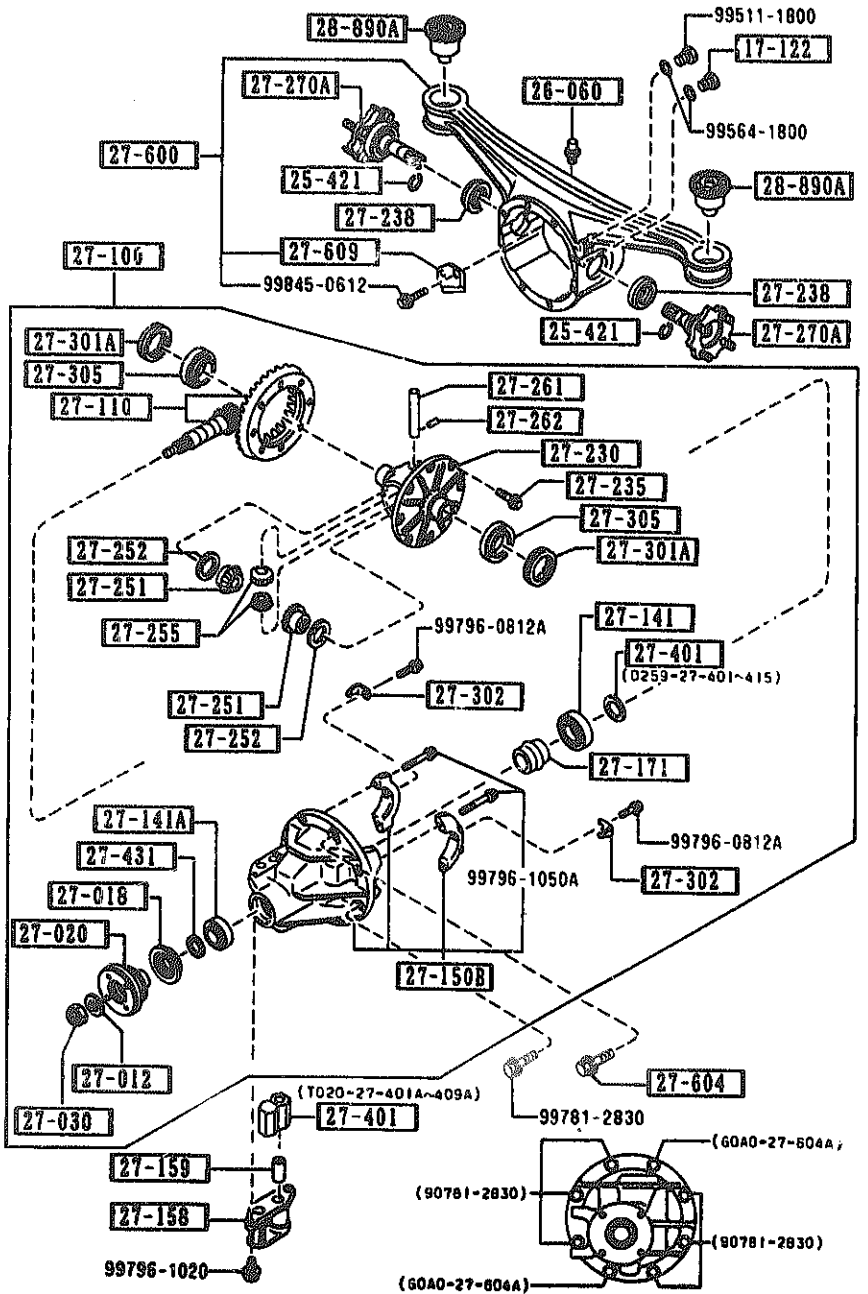


PART NO.	QTY	MODEL/RESTRICTION	MODEL/RESTRICTION	MODEL/RESTRICTION	FROM-TO
CONT'D					
A (T020-27-150D)					
T020-27-150D	1				9801-
27-158		SPACE			
T020-27-158A	1				
27-159		PIN, TUBULAR			
T020-27-159A	1				
27-171		PIECE, DISTANCE			
T020-27-171	1				
27-230		CASE			
T005-27-231	1				
27-235		BOLT, RING GEAR			
3919-27-235	8	D=10.2MM			
3919-27-236	8	D=10MM			
27-238		SEAL, OIL			
T020-27-238	2				
27-251		GEAR, DIFF. SIDE			
F035-27-251	2				
27-252		WASHER			
F001-27-252	2	T=2MM			
F001-27-253	2	T=2.1MM			
F001-27-254	2	T=2.2MM			
27-255		PINION, DIFFERENTIAL			
T020-27-255	2				
27-261		SHAFT, DIFF. PINION			
F001-27-261A	1				
27-262		PIN			
9801 NA35MM-116316					



2710 REAR DIFFERENTIALS  
(NORMAL DIFF.)

2710 -5 REAR DIFFERENTIALS  
(NORMAL DIFF.)



PART NO.	QTY	MODEL/RESTRICTION	MODEL/RESTRICTION	MODEL/RESTRICTION	FROM-TO
CONT'D 0114-27-262	1				
27-270A	2	SHAFT, OUT PUT			
T005-27-270B	2				
27-301A	2	SCREW, ADJUST			
0180-27-301A	2				
27-302	2	PLATE, LOCK			
0290-27-302	2				
27-305	2	BEARING			
0249-27-350	2				
27-401	1	SPACER			
0259-27-401	1	T=3.08MM			
0259-27-402	1	T=3.11MM			
0259-27-403	1	T=3.14MM			
0259-27-404	1	T=3.17MM			
0259-27-405	1	T=3.2MM			
0259-27-406	1	T=3.23MM			
0259-27-407	1	T=3.26MM			
0259-27-408	1	T=3.29MM			
0259-27-409	1	T=3.32MM			
0259-27-411	1	T=3.35MM			
0259-27-412	1	T=3.38MM			
0259-27-413	1	T=3.41MM			
0259-27-414	1	T=3.44MM			
0259-27-415	1	T=3.47MM			
T020-27-401A	1	L=50.850			

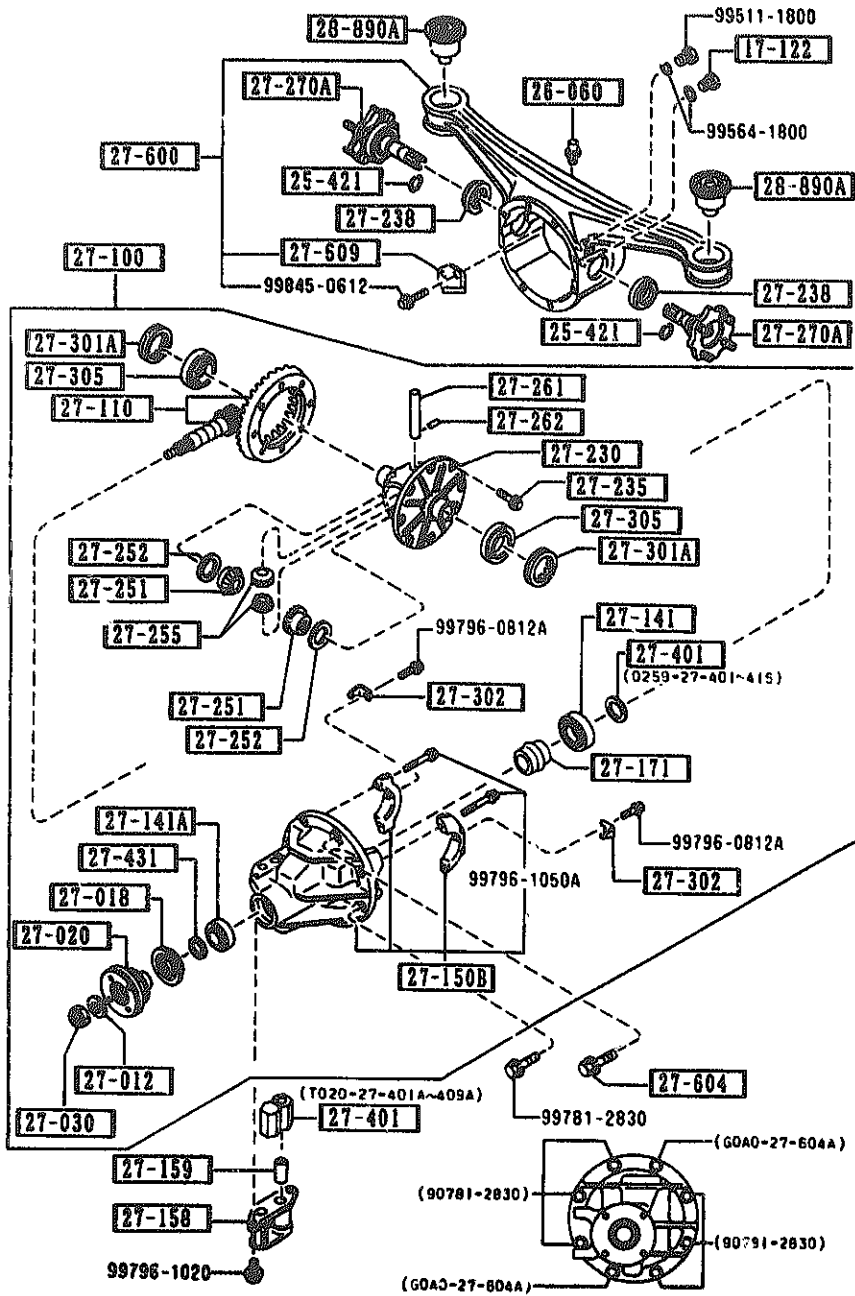
AUNA01

CAT. AUNA01-07

1992-02

1-J11

2710 REAR DIFFERENTIALS  
(NORMAL DIFF.)



AUWA01

2710 -4 R REAR DIFFERENTIALS  
(NORMAL DIFF.)

PART NO.	QTY	MODEL/RESTRICTION	MODEL/RESTRICTION	MODEL/RESTRICTION	FROM-TO
CONT'D	1				-0401
T020-27-402A	1	L=50.875			-0401
T020-27-403A	1	L=50.900			-0401
T020-27-404A	1	L=50.925			-0401
T020-27-405A	1	L=50.950			-0401
T020-27-406A	1	L=50.975			-0401
T020-27-407A	1	L=51.000			-0401
T020-27-408A	1	L=51.925			-0401
T020-27-409A	1	L=51.050			-0401
27-431		SPACER			
T001-27-431	1				
27-600		CASING, DIFFERENTIAL			
T020-27-600D A (T020-27-600E)	1				-9609
T020-27-600E A (T020-27-600F)	1				9609-9926
T020-27-600F	1				9926-
27-604		BOLT, CARRIER			
GOA0-27-604A	2				
27-609		PLATE, BAFFLE-DIFF CASING			
MOA1-27-609A	1				
28-890A		RUBBER, SUB FRAME MTG			
NA01-28-890	2				

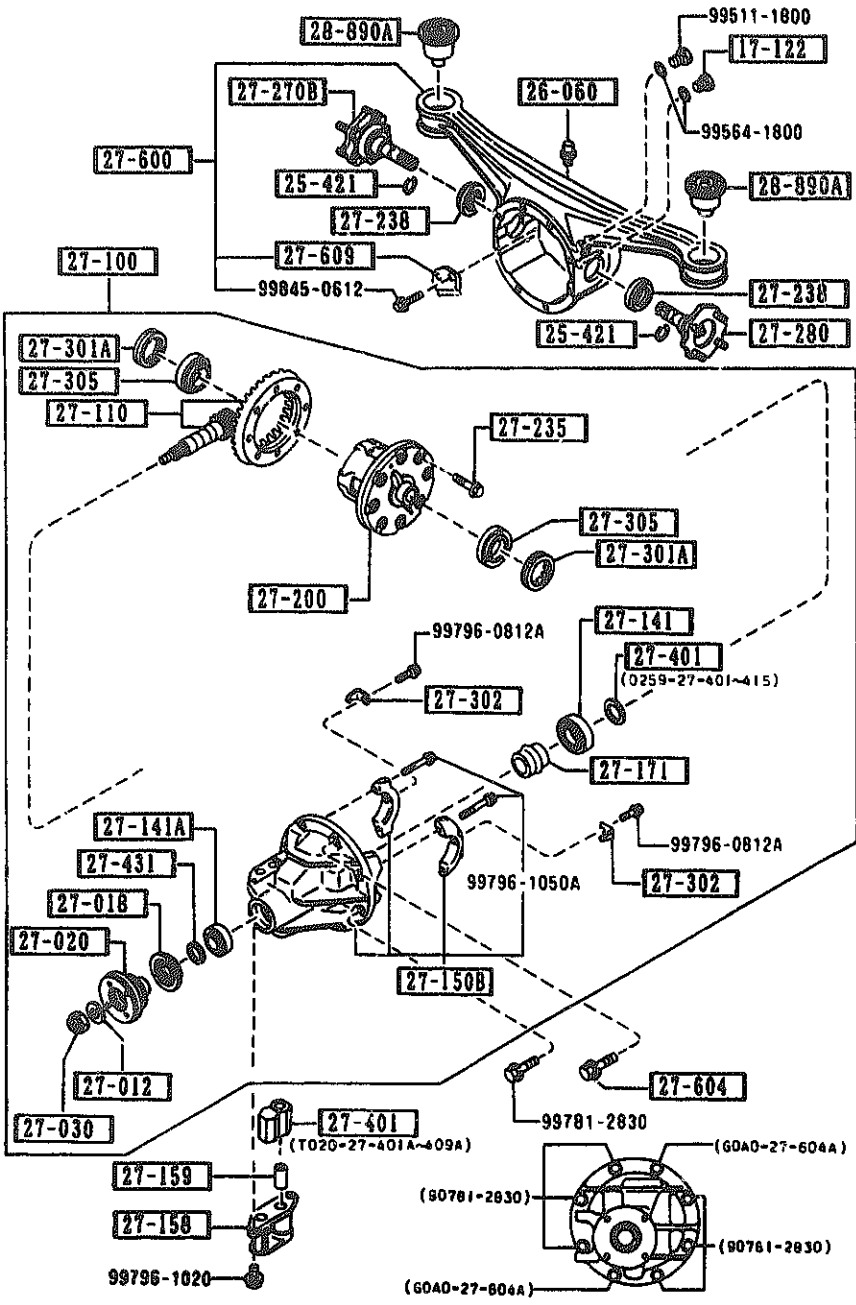
9609 NA35RH-108360  
9926 NA35RH-122890  
0401 NA35RH-146561

CAT. AUWA01-07

1992-02

1-K11

2710 A REAR DIFFERENTIALS  
(LIMITED SLIP DIFF.)



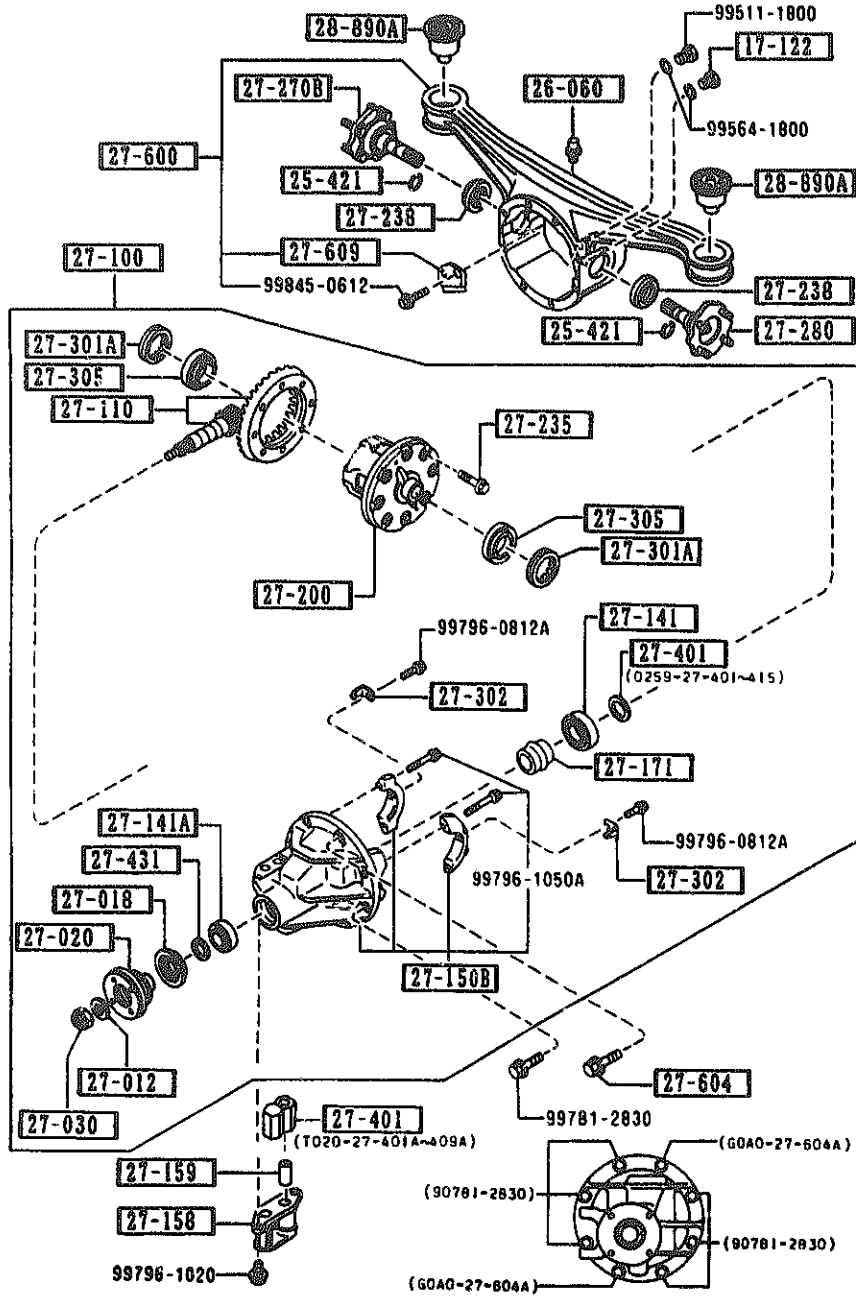
2710 A-1 REAR DIFFERENTIALS  
(LIMITED SLIP DIFF.)

PART NO.	QTY	MODEL/RESTRICTION	MODEL/RESTRICTION	MODEL/RESTRICTION	FROM-TO
17-122		PLUG, MAGNET			
0810-17-121	1				
25-421		CLIP			
F001-25-421A	2				
26-060		BREATHER			
0750-26-060	1				
27-012		WASHER			
3919-27-012	1				
27-018		SEAL, OIL			
T020-27-165	1				
27-020		FLANGE, COMPANION			
T002-27-120A AN(T002-27-120B)	1				-9721
T002-27-120B	1				9721-
27-030		NUT, LOCK			
3919-27-130	1				
27-100		DRIVING & DIFF.			
T025-27-100F A (T025-27-100G)	1				-9405
T025-27-100G AN(T025-27-100H)	1				9405-9721
T025-27-100H A (T025-27-100J)	1				9721-9801
T025-27-100J	1				9801-
27-110		GEAR SET, FINAL			
T020-27-110B	1	R=4.300			
27-141		BEARING, PINION			
0755-27-210	1				
27-141A		BEARING, PINION			
3919-27-220	1				

9405 NA35MM-100118  
9721 NA35MM-114922  
9801 NA35MM-116316

2710 A REAR DIFFERENTIALS  
(LIMITED SLIP DIFF.)

2710 A-2 REAR DIFFERENTIALS  
(LIMITED SLIP DIFF.)

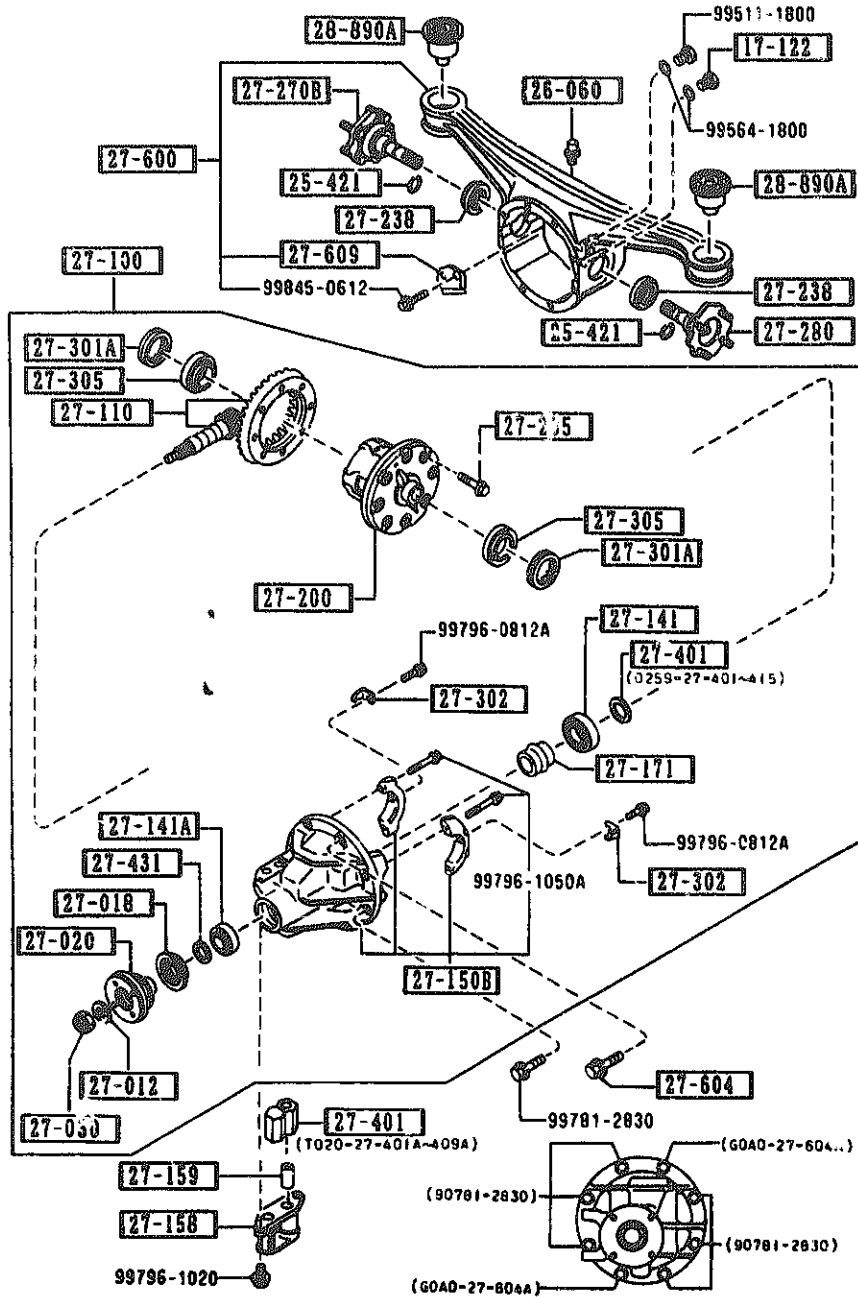


PART NO.	QTY	MODEL/RESTRICTION	MODEL/RESTRICTION	MODEL/RESTRICTION	FROM-TO
27-150B	1	CARRIER, DIFFERENTIAL-FRT			-9801
T020-27-150C A (T020-27-150D)	1				9801-
27-158	1	SPACE			
T020-27-158A	1				
27-159	1	PIN, TUBULAR			
T020-27-159A	1				
27-171	1	PIECE, DISTANCE			
T020-27-171	1				
27-200	1	DIFFERENTIAL			-9405
T016-27-200A A (T016-27-200B)	1				9405-
T016-27-200B	1				
27-235	8	BOLT, RING GEAR			
3919-27-235	8	D=10.2MM			
3919-27-236	8	D=10MM			
27-238	2	SEAL, OIL			
T020-27-238	2				
27-270B	1	SHAFT(R), OUTPUT			
T015-27-270	1				
27-280	1	SHAFT(L), OUTPUT			
T015-27-280	1				
27-301A	2	SCREW, ADJUST			
0180-27-301A	2				
27-302	2	PLATE, LOCK			
0290-27-302	2				
27-305	2	BEARING			
0249-27-350	2				

9405 NA35MM-100118  
9801 NA35MM-116316

2710 A REAR DIFFERENTIALS  
(LIMITED SLIP DIFF.)

2710 A-3 REAR DIFFERENTIALS  
(LIMITED SLIP DIFF.)



PART NO.	QTY	MODEL/RESTRICTION	MODEL/RESTRICTION	MODEL/RESTRICTION	FROM-TO
27-401		SPACER			
0259-27-401	1	T=3.08MM			
0259-27-402	1	T=3.11MM			
0259-27-403	1	T=3.14MM			
0259-27-404	1	T=3.17MM			
0259-27-405	1	T=3.2MM			
0259-27-406	1	T=3.23MM			
0259-27-407	1	T=3.26MM			
0259-27-408	1	T=3.29MM			
0259-27-409	1	T=3.32MM			
0259-27-411	1	T=3.35MM			
0259-27-412	1	T=3.38MM			
0259-27-413	1	T=3.41MM			
0259-27-414	1	T=3.44MM			
0259-27-415	1	T=3.47MM			
T020-27-401A	1	L=50.850			-0401
T020-27-402A	1	L=50.875			-0401
T020-27-403A	1	L=50.900			-0401
T020-27-404A	1	L=50.925			-0401
T020-27-405A	1	L=50.950			-0401
T020-27-406A	1	L=50.975			-0401
T020-27-407A	1	L=51.000			-0401
T020-27-408A	1	L=51.025			-0401

0401 NASS#-146561

1-N11

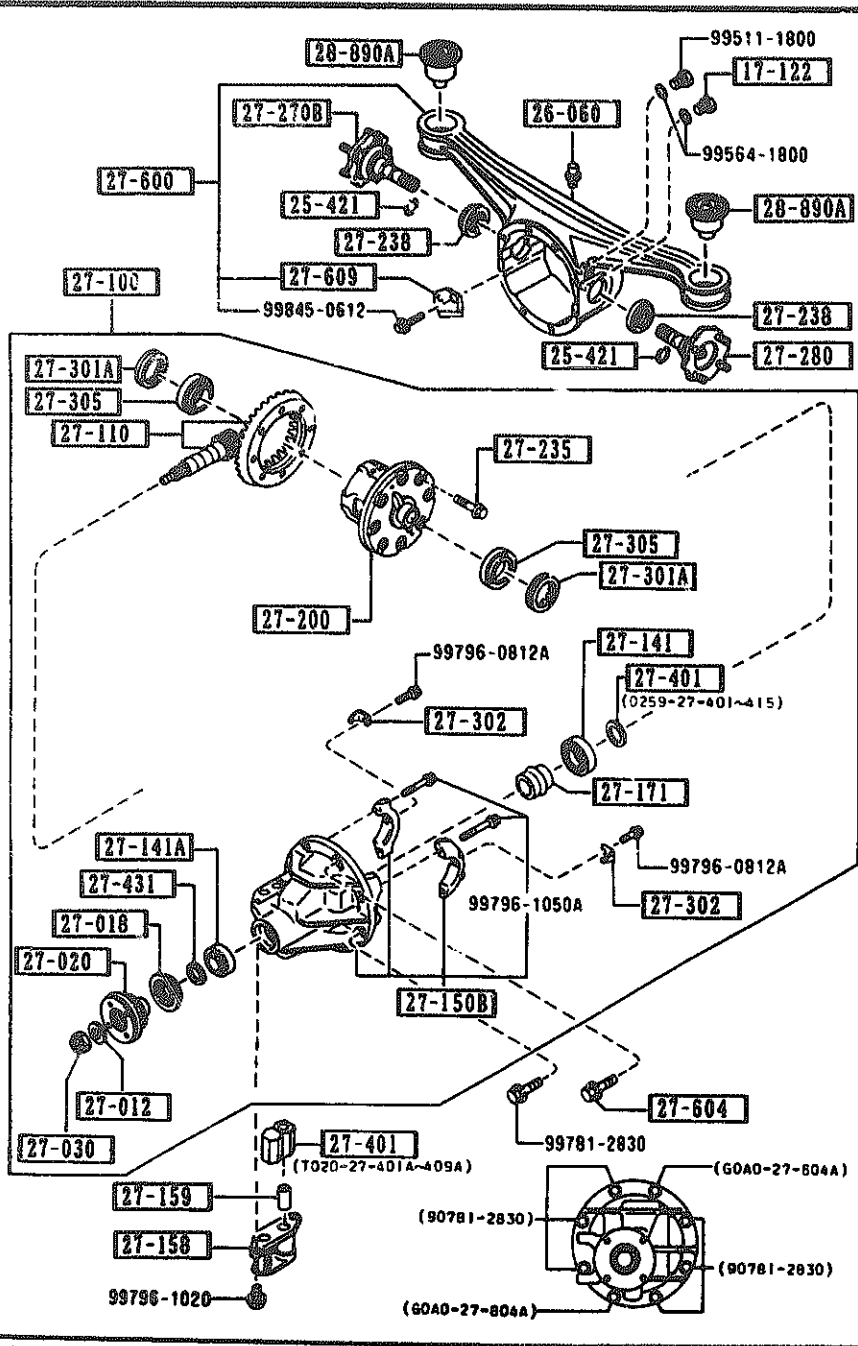
## SECTION NAME INDEX (CHASSIS)

LO.NO	SEC.NO	SECTION NAME	LO.NO	SEC.NO	SECTION NAME	LO.NO	SEC.NO	SECTION NAME
1-C11	2505	REAR PROPELLER SHAFT	1-J16	4400	PARKING BRAKE SYSTEM			
1-D11	2550	REAR DRIVE SHAFT	1-L16	4500	FUEL PIPINGS			
1-E11	2600	REAR AXLE	2-C03	4500	CHANGE CONTROL SYSTEM (AT)			
1-F11	2610	REAR BRAKE MECHANISMS						
1-H11	2710	REAR DIFFERENTIALS (NORMAL DIFF.)						
1-L11	2710 A	REAR DIFFERENTIALS (LIMITED SLIP DIFF.)						
1-D12	2800	REAR SUSPENSION MECHANISMS						
1-E12	2801	REAR SPRING & DAMPER						
1-F12	2810	REAR STABILIZER						
1-G12	2830	REAR LOWER ARMS & SUB FRAME						
1-I12	3200	STEERING WHEEL						
1-L12	3210	STEERING COLUMN & SHAFTS						
1-M12	3220	STEERING GEAR (W/D POWER STEERING)						
1-C13	3220 A	STEERING GEAR (W/ POWER STEERING)						
1-F13	3240	POWER STEERING SYSTEM						
1-H13	3300	FRONT AXLE						
1-I13	3310	FRONT BRAKE MECHANISMS						
1-K13	3400	FRONT SUSPENSION MECHANISMS						
1-M13	3401	FRONT SPRING & DAMPER						
1-N13	3410	CROSSMEMBER & STABILIZER						
1-C14	3700	TIRES & JACK						
1-C15	3900	ENGINE & T/MISSION MOUNTINGS						
1-D15	4000	EXHAUST SYSTEM						
1-F15	4140	CLUTCH RELEASE & MASTER CYLINDERS (MANUAL TRANSMISSION)						
1-G15	4145	CLUTCH PIPINGS (MANUAL TRANSMISSION)						
1-H15	4160	ACCELERATOR CONTROL SYSTEM						
1-I15	4200	FUEL TANK						
1-M15	4300	CLUTCH & BRAKE PEDALS (MANUAL TRANSMISSION)						
1-D16	4300A	BRAKE PEDALS (AUTOMATIC TRANSMISSION)						
1-F16	4340	BRAKE MASTER CYLINDER & POWER BRAKE						
1-H16	4360	BRAKE PIPINGS						



2710 A REAR DIFFERENTIALS  
(LIMITED SLIP DIFF.)

2710 A-4 REAR DIFFERENTIALS  
(LIMITED SLIP DIFF.)



PART NO.	QTY	MODEL/RESTRICTION	MODEL/RESTRICTION	MODEL/RESTRICTION	FROM TO
CONT'D T020-27-409A	1	L=51.050			-0401
27-431	1	SPACER			
T001-27-431	1				
27-600	1	CASING, DIFFERENTIAL			
T020-27-600D A (T020-27-630E)	1				-9609
T020-27-600E A (T020-27-600F)	1				9609-9926
T020-27-600F	1				9926-
27-604	1	BOLT, CARRIER			
GOAO-27-604A	2				
27-609	1	PLATE, BAFFLE-DIFF CASING			
MOA1-27-609A	1				
28-890A	1	RUBBER, SUB FRAME MTG			
NA01-28-890	2				

9609 NA35MM-108360  
9926 NA35MM-122890  
0401 PA35MM-146561

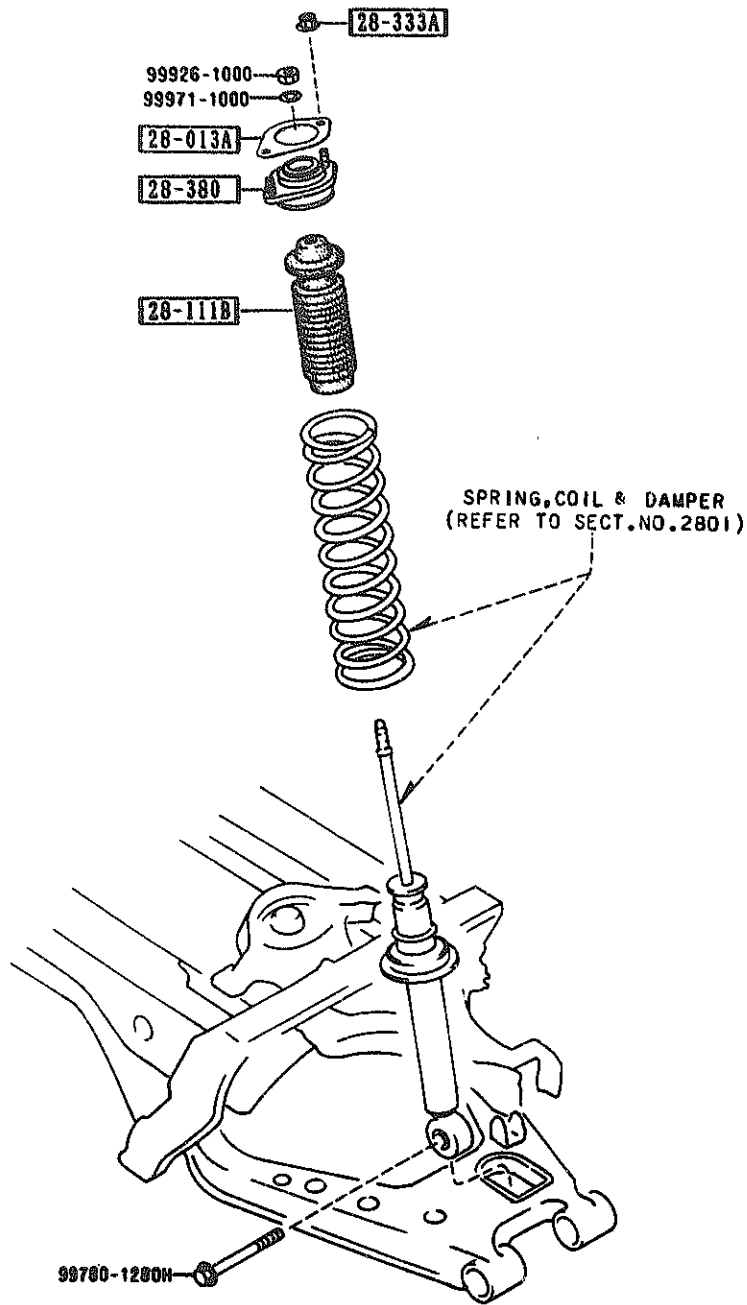
AUNA01

CAT. AUNA01-07

1992-02

1. C12

2800 REAR SUSPENSION MECHANISMS



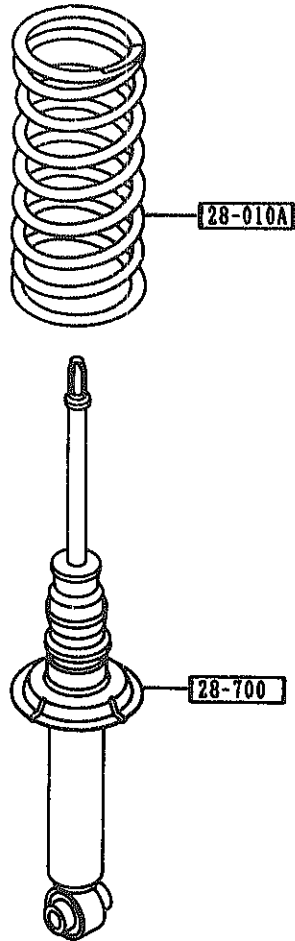
PART NO.	QTY	MODEL/RESTRICTION	MODEL/RESTRICTION	MODEL/RESTRICTION	FROM-TO
28-013A		SHEET, RUBBER			
G030-28-013A	2				9330-
28-111B		STOPPER, BUMP			
NA01-28-111	2				
28-333A		NUT, FLANGE			
H001-28-333	4				
28-380		RUBBER, MOUNTING			
NA01-28-380A	2				

9330 NA35HW-100072



2801 -1 M REAR SPRING & DAMPER

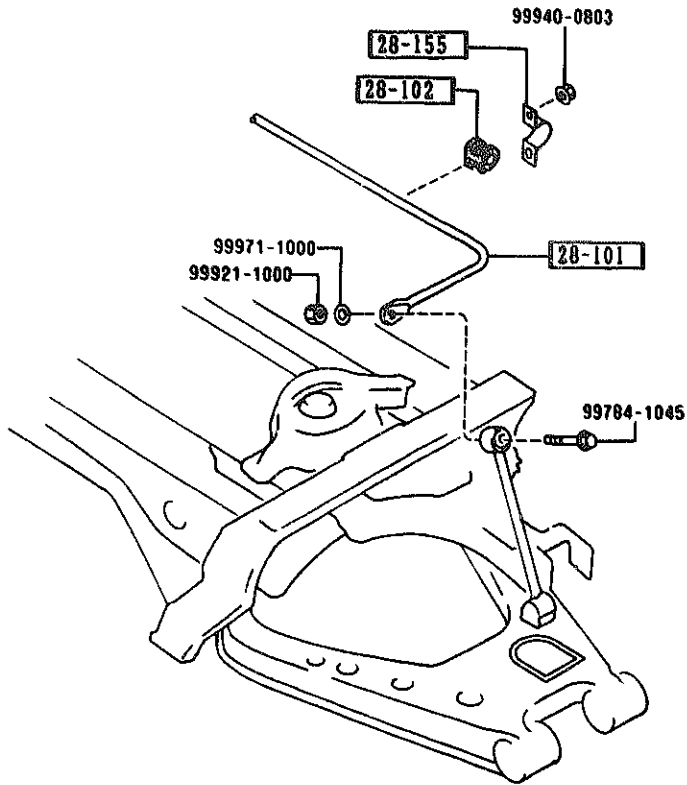
2801 REAR SPRING & DAMPER



PART NO.	QTY	MODEL/RESTRICTION	MODEL/RESTRICTION	MODEL/RESTRICTION	FROM-TO
28-010A		SPRING, COIL-REAR			
NA01-28-011B	2	(MT)			
NA03-28-011	2	(AT)			
28-700		DAMPER, REAR			
NA01-28-700	2				

2810 REAR STABILIZER

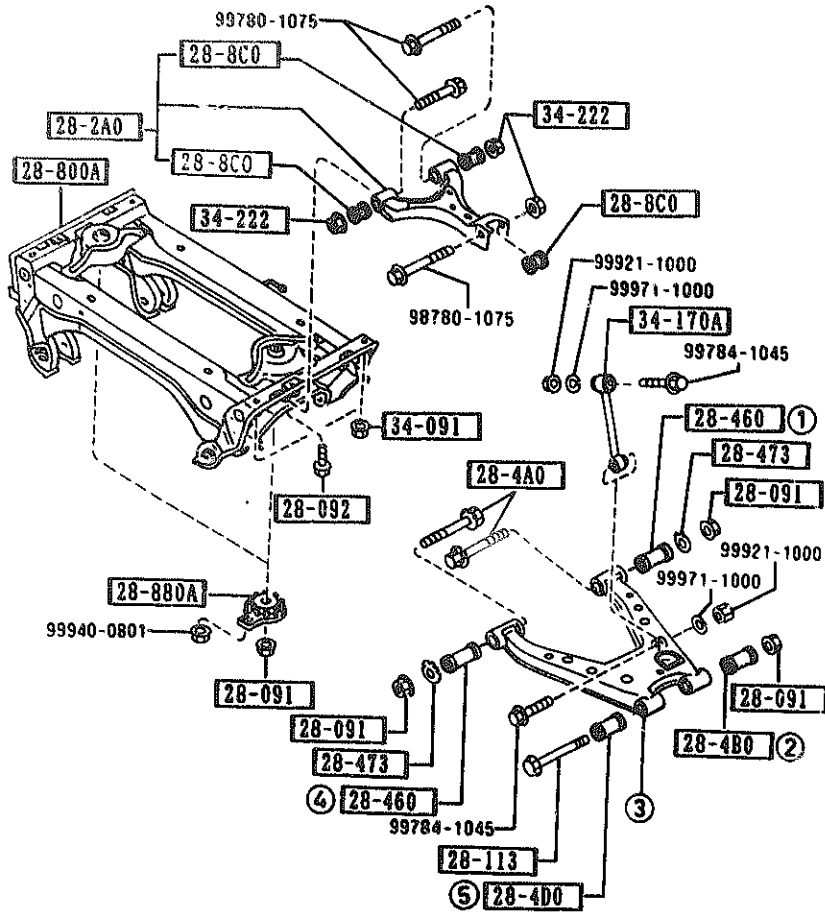
2810 -1 N REAR STABILIZER



PART NO.	QTY	MODEL/RESTRICTION	MODEL/RESTRICTION	MODEL/RESTRICTION	FROM-TO
28-101 NA01-28-151A	1	STABILIZER, RR			
28-102 FB01-28-156	2	BUSH, STABILIZER-RR			
28-155 FB01-28-155	2	PLATE, STABILIZER-RR			

2830 REAR LOWER ARMS & SUB FRAME

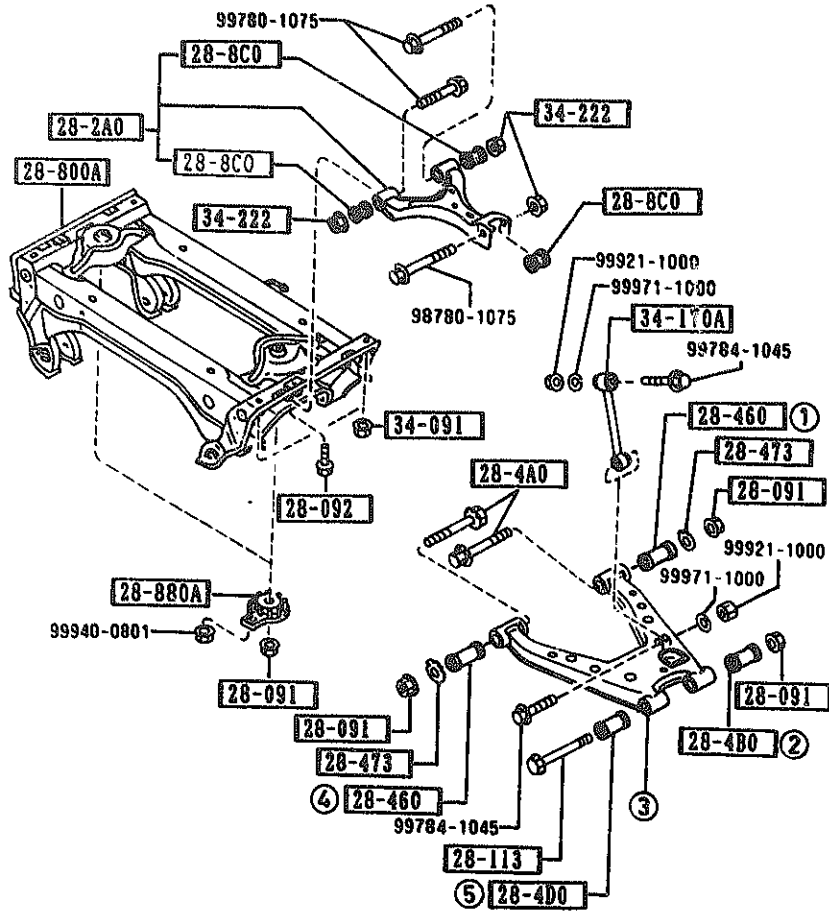
2830 -1 REAR LOWER ARMS & SUB FRAME



NOTE  
 ① ... ⑤ ⇔ 28-300  
 28-300Z  
 THE D-CODE OF 28-300 CONSISTS OF  
 28-300Z  
 FIGURE NUMBERS ① THROUGH ⑤.

PART NO.	QTY	MODEL/RESTRICTION	MODEL/RESTRICTION	MODEL/RESTRICTION	FROM-TO
28-091		NUT			
8037-28-091	8				
28-092		BOLT, CONTROL LINK			
NA01-28-092	2				
28-113		BOLT			
NA01-28-113	2				
28-2A0		ARM, UPPER-REAR			
NA01-28-2A0B	2				
28-300		ARM(R), LOWER-REAR			
NA01-28-300	1				
28-300Z		ARM(L), LOWER-REAR			
NA01-28-350	1				
28-4A0		BOLT, ADJUST			
NA01-28-4A0	4				
28-480		BUSHING, RUBBER-LOWER ARM			
NA01-28-480	2				
28-400		BUSHING, RUBBER-LOWER ARM			
NA01-28-400	2				
28-460		BUSHING, LOWER ARM			
NA01-28-460	4				
28-473		PLATE, CAM-SUB FRAME			
NA01-28-473	4				
28-8C0		BUSHING, RUBBER			
NA01-28-8C0B	6				
28-800A		MEMBER, CROSS			
NA01-28-800B	1				
28-880A		WASHER, STOP			
NA01-28-880B	2				

2830 REAR LOWER ARMS & SUB FRAME



NOTE  
 ① ... ⑤ ⇔ 28-300  
 28-300Z  
 THE D-CODE OF 28-300 CONSISTS OF  
 28-300Z  
 FIGURE NUMBERS ① THROUGH ⑤.

PART NO.	QTY	MODEL/RESTRICTION	MODEL/RESTRICTION	MODEL/RESTRICTION	FROM-TO
34-091		NUT			
FB01-34-091	4				
34-170A		LINK, CONTROL-STAB			
NA01-34-170	2				
34-222		NUT			
9871-34-222	6				

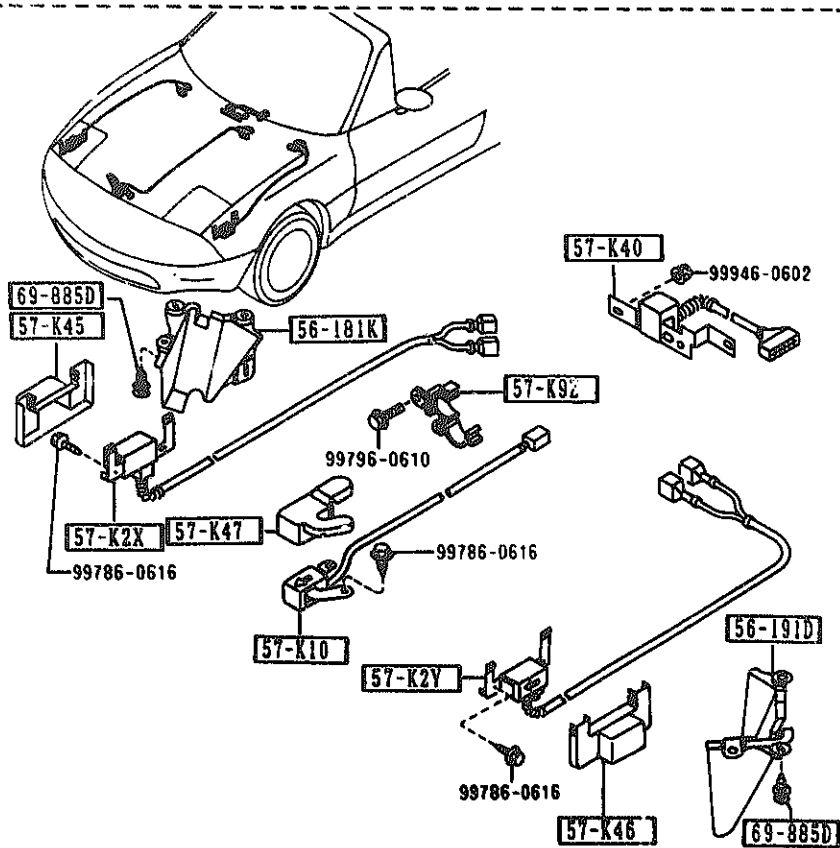
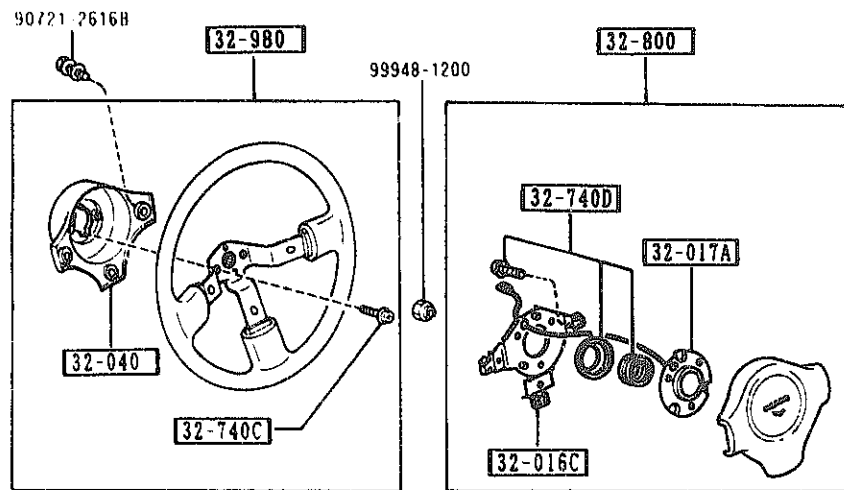
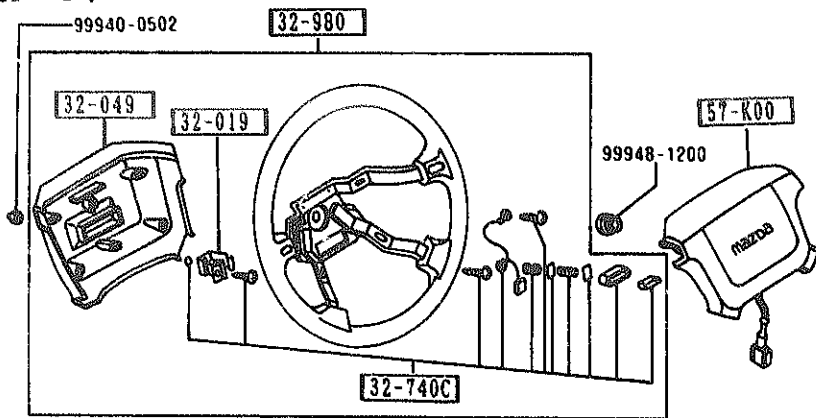
1-H12

((URETHANE)+(W/AIR BAG))  
(LEATHER)

(THIS ILLUSTRATION CONSISTS OF 2 PAGES)

((URETHANE)+(W/O AIR BAG))

(THIS ILLUSTRATION CONSISTS OF 2 PAGES)

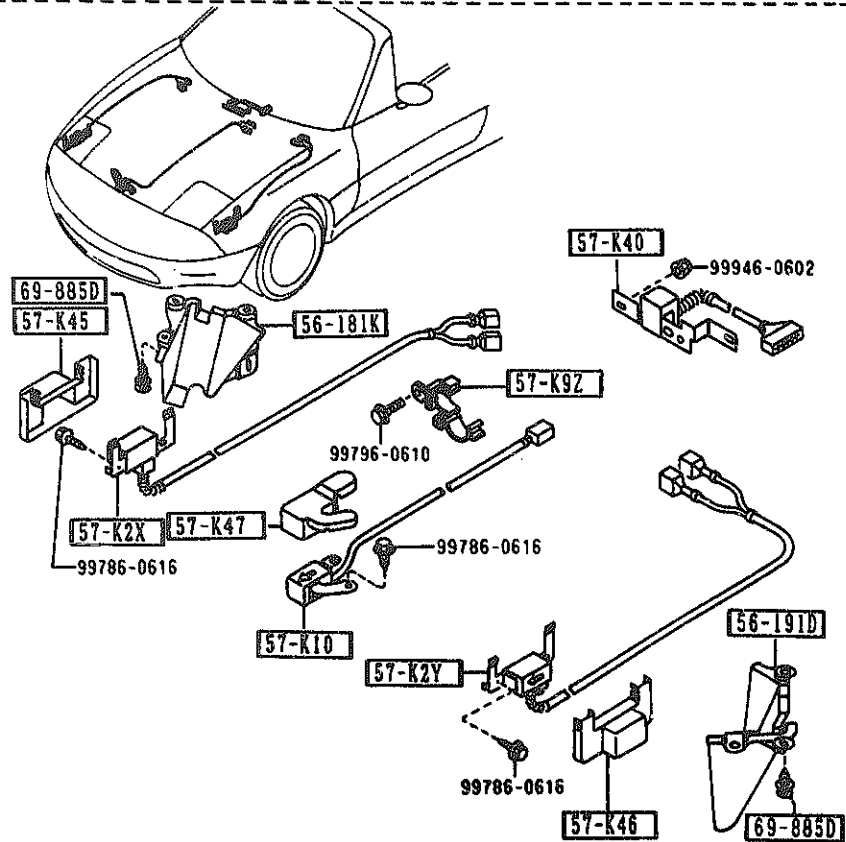
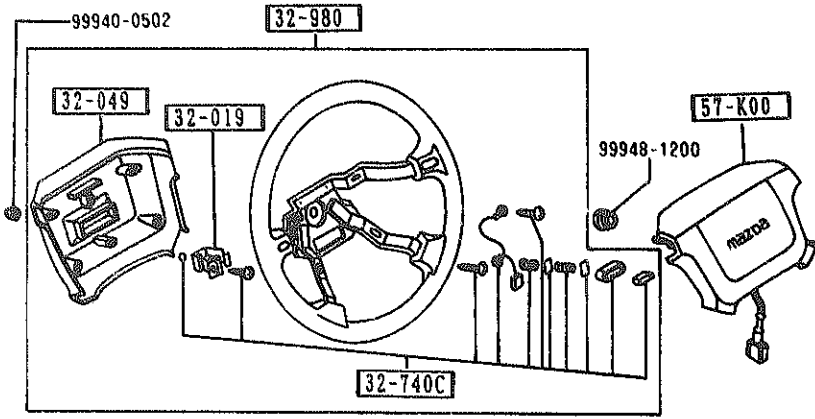


3200 STEERING WHEEL

(1/2)

((URETHANE)+(W/AIR BAG)  
(LEATHER)

(THIS ILLUSTRATION CONSISTS OF 2 PAGES)



AUN01

(CONT'D)

PART NO.	QTY	MODEL/RESTRICTION	MODEL/RESTRICTION	MODEL/RESTRICTION	FROM-TO
32-016C		PLATE, CONTACT			
B461-32-020	1	BASE, (W/O AIR BAG)			0701-
32-017A		PLATE, CONTACT			
B461-32-030	1	BASE, (W/O AIR BAG)			0701-
32-019		BRACKET, COUPLER			
NA01-32-019	1	PKG-OPT, V-SPECIAL, (W/AIR BAG)			
32-040		COVER, ST. WHEEL BOSS			
B461-32-040	1	BASE, (W/O AIR BAG)			0701-
32-049		COVER, WHEEL CORE			
NA01-32-049	1	PKG-OPT, V-SPECIAL, (W/AIR BAG)			
32-740C		PARTS SET, ST. WHEEL			
NA01-32-750	1	PKG-OPT, V-SPECIAL, (W/AIR BAG)			
B461-32-750	1	BASE, (W/O AIR BAG)			0701-
32-740D		PARTS SET, HORN CAP			
B461-32-740	1	BASE, (W/O AIR BAG)			0701-
32-800		CAP, HORN			
B461-32-800A	1	BASE, (W/O AIR BAG)			0701-
32-980		BOSS, STEERING WHEEL			
NA01-32-980B	1	(URETHANE+W/AIR BAG)			
NA02-32-980B	1	PKG-OPT, V-SPECIAL, (LEATHER)			
B461-32-980	1	(URETHANE+W/O AIR BAG)			0701-
56-181K		COVER(R), SENSOR-AIR BAG			
NA01-56-191A	1	(W/AIR BAG)			

0701 NA35MM-200041

CAT. AUN01-07

1992-02

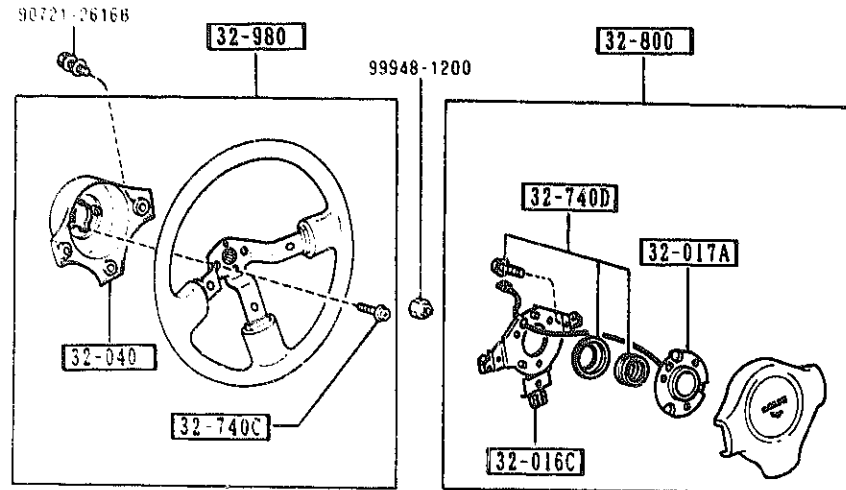
1-J12

3200 -2 W STEERING WHEEL

3200 STEERING WHEEL  
 ((URETHANE)+(W/O AIR BAG))

(2/2)

(THIS ILLUSTRATION CONSISTS OF 2 PAGES)



PART NO.	QTY	MODEL/RESTRICTION	MODEL/RESTRICTION	MODEL/RESTRICTION	FROM-TO
56-191D NA01-56-181A	1	COVER(L), SENSOR-AIR BAG (W/AIR BAG)			
57-K00 NA01-57-K00A	1	MODULE, AIR BAG (W/AIR BAG)			
00		NAO BLACK			
57-K10 NA01-57-K10G A (NA01-57-K10H)	1	SENSOR(C), AIR BAG			-9601
NA01-57-K10H	1	(W/AIR BAG)			9601-
57-K2X NA01-57-K2XJ	1	SENSOR(R), AIR BAG (W/AIR BAG)			
57-K2Y NA01-57-K2YJ	1	SENSOR(L), AIR BAG (W/AIR BAG)			
57-K40 NA01-57-K40D	1	SENSOR, AIR BAG-INNER (W/AIR BAG)			
57-K45 NA01-57-K45B	1	COVER(R), SENSOR (W/AIR BAG)			
57-K46 NA01-57-K46B	1	COVER(L), SENSOR (W/AIR BAG)			
57-K47 NA01-57-K47B	1	COVER(C), SENSOR (W/AIR BAG)			
57-K9Z NA01-57-K9ZA A (NA01-57-K9ZB)	1	BRACKET, CLIP			-9516
NA01-57-K9ZB	1	(W/AIR BAG)			9516-
69-885D NA01-56-145	8	FASTENER (W/AIR BAG)			

9516 NA35MH-103924  
 9601 NA35MH-106797

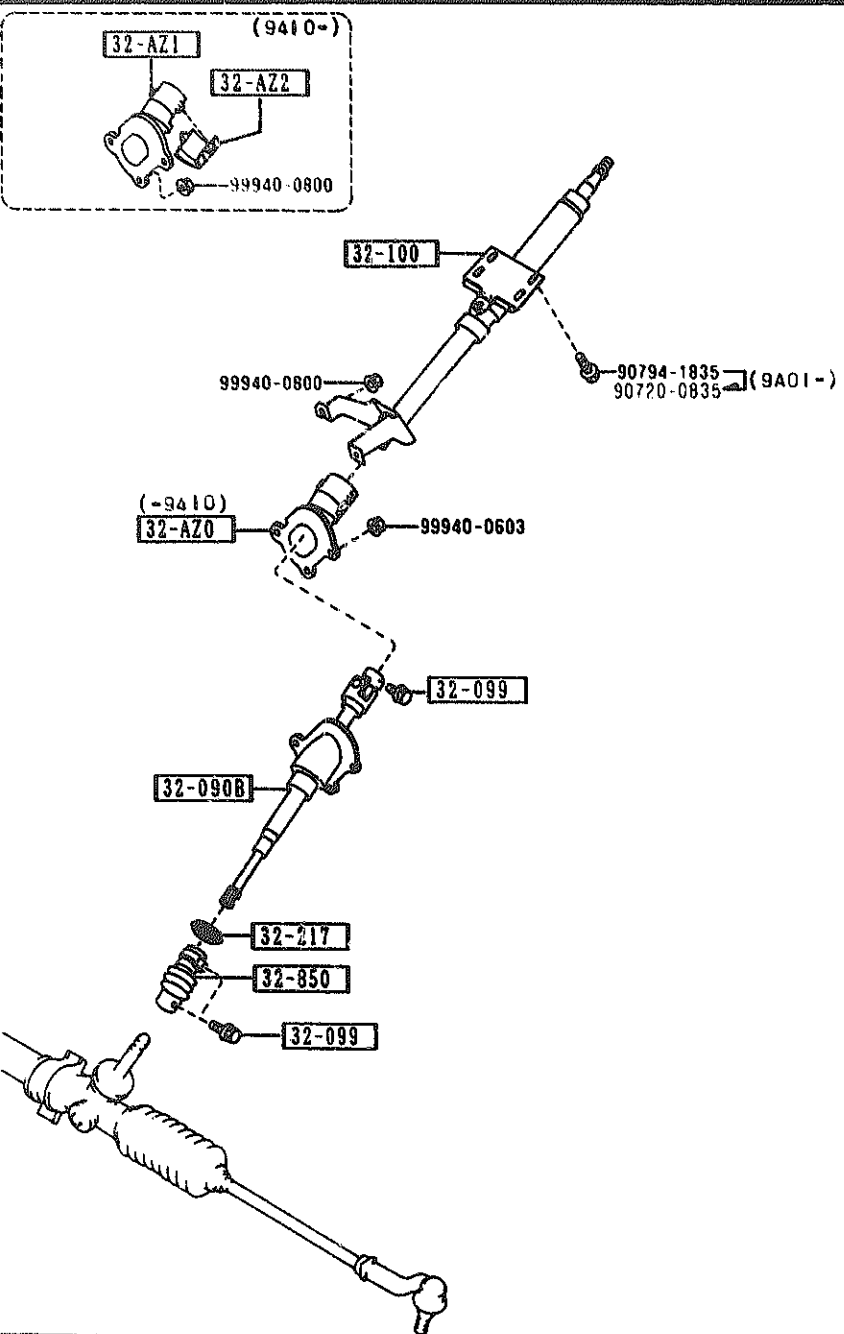
AUNA01

CAT. AUNA01-07

1992-02

1-K12

3210 STEERING COLUMN & SHAFTS



AUNA01

3210 -1 # STEERING COLUMN & SHAFTS

PART NO.	QTY	MODEL/RESTRICTION	MODEL/RESTRICTION	MODEL/RESTRICTION	FROM-TO
32-AZ0		COVER, JOINT			
NA01-32-AZ0A (NA01-32-AZ2A)	1				-9410
32-AZ1		COVER, JOINT-UPPER			
NA01-32-AZ1B	1				9401-
32-AZ2		COVER, JOINT-LOWER			
NA01-32-AZ2A	1				9410-
32-090B		SHAFT, INTERMED.			
NA01-32-090A AN(NA01-32-090B)	1				-0301
NA02-32-090A AN(NA02-32-090B)	1				-0301
NA01-32-090B	1	(W/O P.S.+W/AIR BAG)			0301-
NA02-32-090B	1	(W/P.S.+W/AIR BAG)			0301-
NA07-32-090A	1	(W/O P.S.+W/O AIR BAG)			0701-
NA08-32-090A	1	(W/P.S.+W/O AIR BAG)			0701-
32-099		BOLT, SHAFT			
B455-32-099	3				
32-100		SHAFT, ENGY. ABSORBER			
NA01-32-100B	1	(W/AIR BAG)			
NA07-32-100A	1	(W/O AIR BAG)			0701-
32-217		GROMMET			
NA01-32-217	1				
32-850		JOINT, STEERING			
NA01-32-850	1				

9410 NA35MH-100262  
0301 NA35MH-141901  
0701 NA35MH-200041

CAT. AUNA01-07

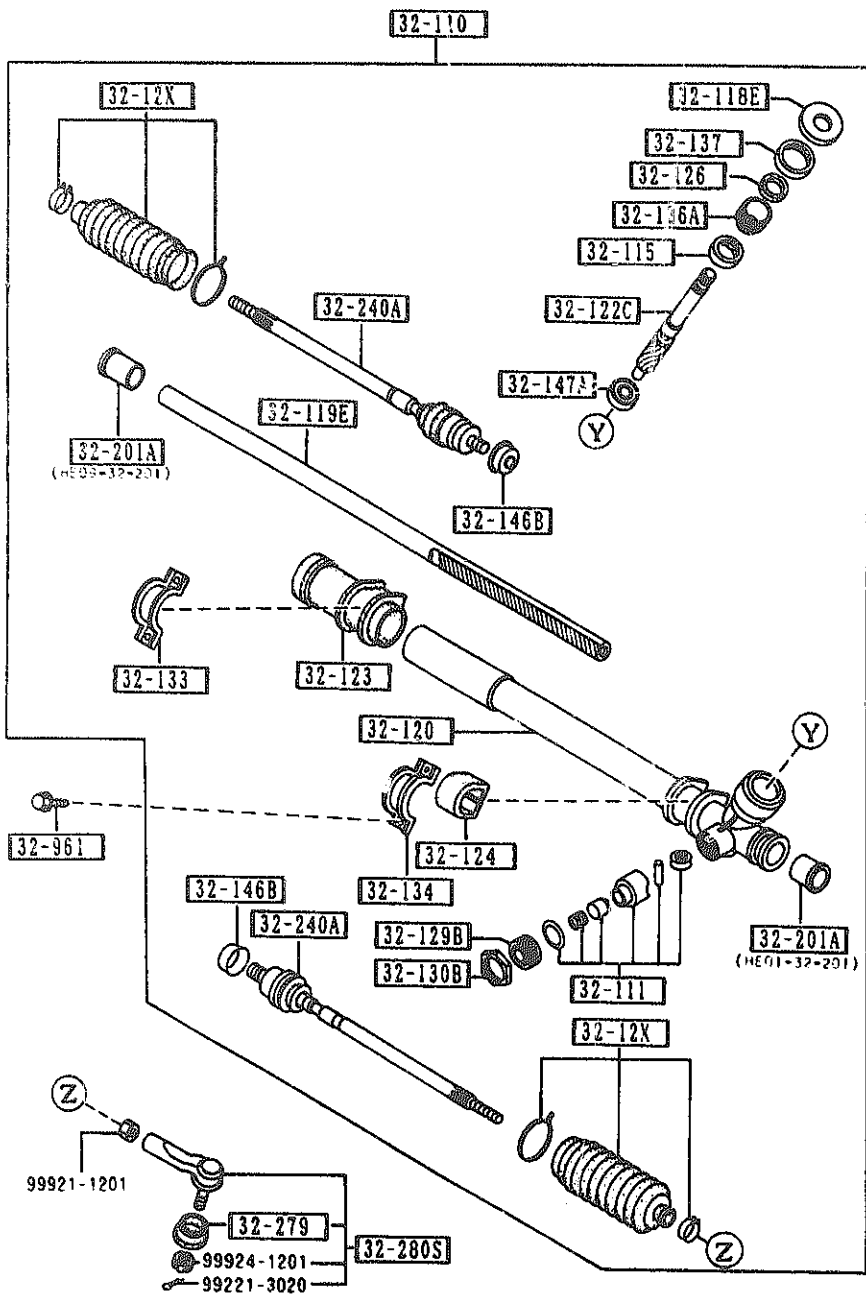
1992-02

1-L12



3220 STEERING GEAR  
(W/O POWER STEERING)

3220 -1 STEERING GEAR  
(W/O POWER STEERING)



PART NO.	QTY	MODEL/RESTRICTION	MODEL/RESTRICTION	MODEL/RESTRICTION	FROM-TO
32-110		GEAR, STEERING			
NA01-32-110	1				
32-111		YOKE, SUPPORT			
GJ21-32-111	1				
32-115		BEARING, ST. GEAR			
G030-32-115	1				
32-118E		COVER, DUST-ST. GEAR			
NA01-32-118	1				
32-119E		RACK, STEERING GEAR			
NA01-32-119	1				
32-12X		BOOT SET, ST. GEAR			
NA01-32-12X	2				
32-120		HOUSING, GEAR			
NA01-32-120	1				
32-122C		PINION, STEERING GEAR			
NA01-32-122	1				
32-123		RUBBER, MOUNTING			
NA01-32-123	1				
32-124		RUBBER, MOUNTING			
NA01-32-124	1				
32-126		SEAL, SHAFT			
G030-32-126	1				
32-129B		PLUG, PINION			
HE01-32-129	1				
32-130B		NUT, LOCK			
S083-32-137	1				
32-133		PLATE, CLAMP			
BC51-32-133	1				

AUNA01

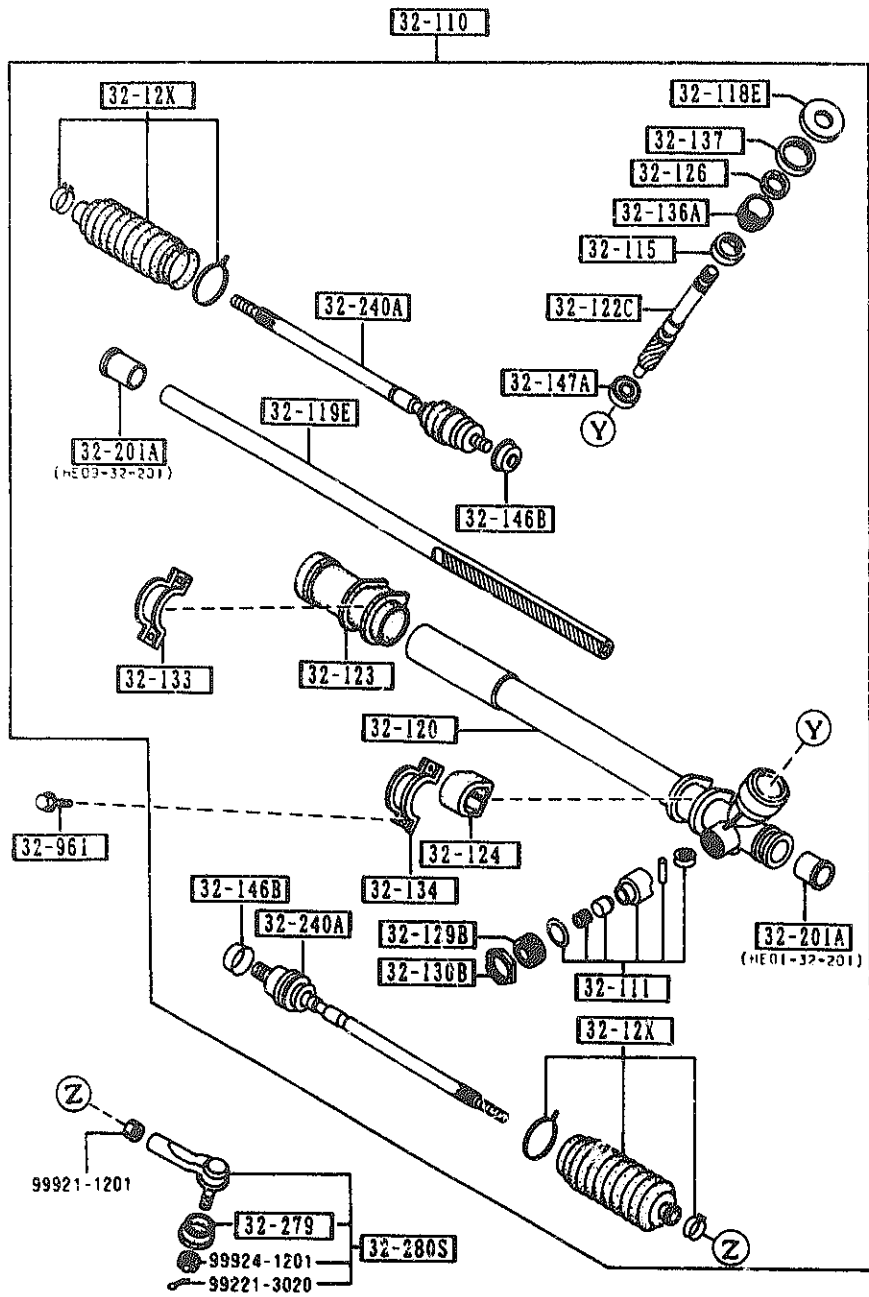
CAT. AUNA01-07

1992-02

1-M12

3220 STEERING GEAR  
(W/O POWER STEERING)

3220 -2 STEERING GEAR  
(W/O POWER STEERING)



PART NO.	QTY	MODEL/RESTRICTION	MODEL/RESTRICTION	MODEL/RESTRICTION	FROM TO
32-134		PLATE, CLAMP			
NA01-32-134	1				
32-136A		COVER, REAR			
G030-32-136	1				
32-137		NUT, LOCK			
S030-32-137	1				
32-146B		WASHER			
HA14-32-146	2				
32-147A		BEARING, PINION			
G030-32-147	1				
32-201A		BUSHING, RACK-ST. GEAR			
HE01-32-201	1				
HE09-32-201	1				
32-240A		JOINT, BALL			
NA01-32-240	2				
32-279		SEAL, DUST-BALL JOINT			
B455-32-279	2				
32-280S		JOINT SET, BALL			
8AN1-32-280	2				
32-961		BOLT			
G030-32-961	4				

AUNA01

CAT. AUNA01-07

1992-02

1-N12

## SECTION NAME INDEX (CHASSIS)

LD.NO	SEC.NO	SECTION NAME	LD.NO	SEC.NO	SECTION NAME	LD.NO	SEC.NO	SECTION NAME
1-C11	2505	REAR PROPELLER SHAFT	1-J16	4400	PARKING BRAKE SYSTEM			
1-D11	2550	REAR DRIVE SHAFT	1-L16	4500	FUEL PIPINGS			
1-E11	2600	REAR AXLE	2-C03	4600	CHANGE CONTROL SYSTEM (AT)			
1-F11	2610	REAR BRAKE MECHANISMS						
1-H11	2710	REAR DIFFERENTIALS (NORMAL DIFF.)						
1-L11	2710 A	REAR DIFFERENTIALS (LIMITED SLIP DIFF.)						
1-D12	2800	REAR SUSPENSION MECHANISMS						
1-E12	2801	REAR SPRING & DAMPER						
1-F12	2810	REAR STABILIZER						
1-G12	2830	REAR LOWER ARMS & SUB FRAME						
1-I12	3200	STEERING WHEEL						
1-L12	3210	STEERING COLUMN & SHAFTS						
1-M12	3220	STEERING GEAR (W/O POWER STEERING)						
1-C13	3220 A	STEERING GEAR (W/ POWER STEERING)						
1-F13	3240	POWER STEERING SYSTEM						
1-H13	3300	FRONT AXLE						
1-I13	3310	FRONT BRAKE MECHANISMS						
1-K13	3400	FRONT SUSPENSION MECHANISMS						
1-M13	3401	FRONT SPRING & DAMPER						
1-N13	3410	CROSSMEMBER & STABILIZER						
1-C14	3700	TIRES & JACK						
1-C15	3900	ENGINE & T/MISSION MOUNTINGS						
1-D15	4000	EXHAUST SYSTEM						
1-F15	4143	CLUTCH RELEASE & MASTER CYLINDERS (MANUAL TRANSMISSION)						
1-G15	4145	CLUTCH PIPINGS (MANUAL TRANSMISSION)						
1-H15	4160	ACCELERATOR CONTROL SYSTEM						
1-I15	4200	FUEL TANK						
1-M15	4300	CLUTCH & BRAKE PEDALS (MANUAL TRANSMISSION)						
1-D16	4300A	BRAKE PEDALS (AUTOMATIC TRANSMISSION)						
1-F16	4340	BRAKE MASTER CYLINDER & POWER BRAKE						
1-H16	4360	BRAKE PIPINGS						

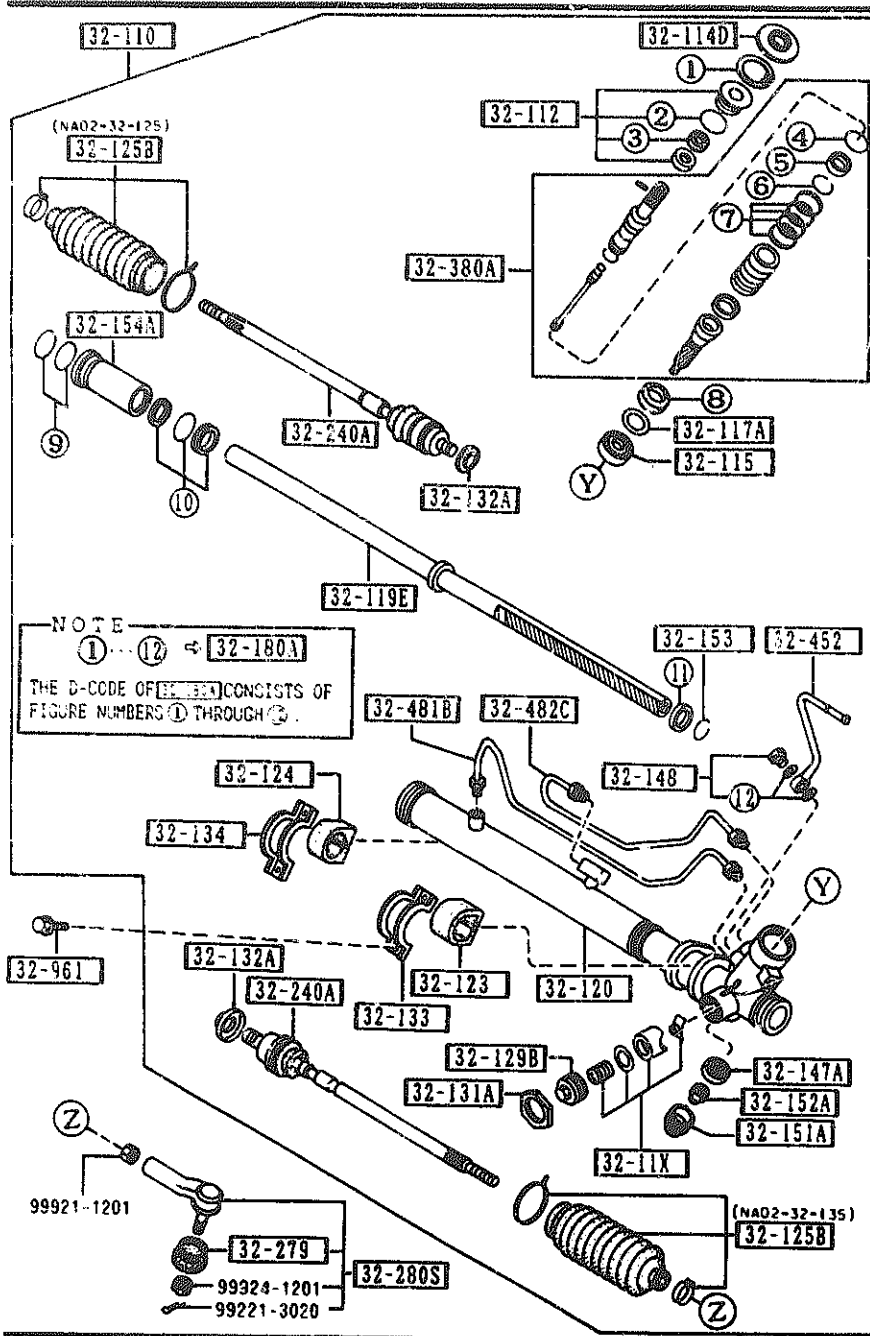
CATLOG-NO= AUMA01-07

DATE. 1992-02

1-B13

3220 A STEERING GEAR  
(W/ POWER STEERING)

3220 A-1 STEERING GEAR  
(W/ POWER STEERING)



PART NO.	QTY	MODEL/RESTRICTION	MODEL/RESTRICTION	MODEL/RESTRICTION	FROM-TO
32-11X		YOKE SET, SUPPORT-ST. GEAR			
NA02-32-11X	1				
32-110		GEAR, STEERING			
NA02-32-110	1				
32-112		COVER, DUST			
NA02-32-112	1				
32-114D		COVER, DUST-ST. GEAR			
NA02-32-114	1				
32-115		BEARING, ST. GEAR			
NA02-32-115	1				
32-117A		SPACER, STEERING GEAR			
NA02-32-121	1				
32-119E		RACK, STEERING GEAR			
NA02-32-119	1				
32-120		HOUSING, GEAR			
NA02-32-120	1				
32-123		RUBBER, MOUNTING			
NA02-32-123	1				
32-124		RUBBER, MOUNTING			
NA02-32-124	1				
32-125B		BOOT, RACK			
NA02-32-125	1 (FOR RIGHT)				
NA02-32-135	1 (FOR LEFT)				
32-129B		PLUG, PINION			
NA02-32-129	1				
32-131A		NUT, LOCK-RACK			
NA02-32-131	1				

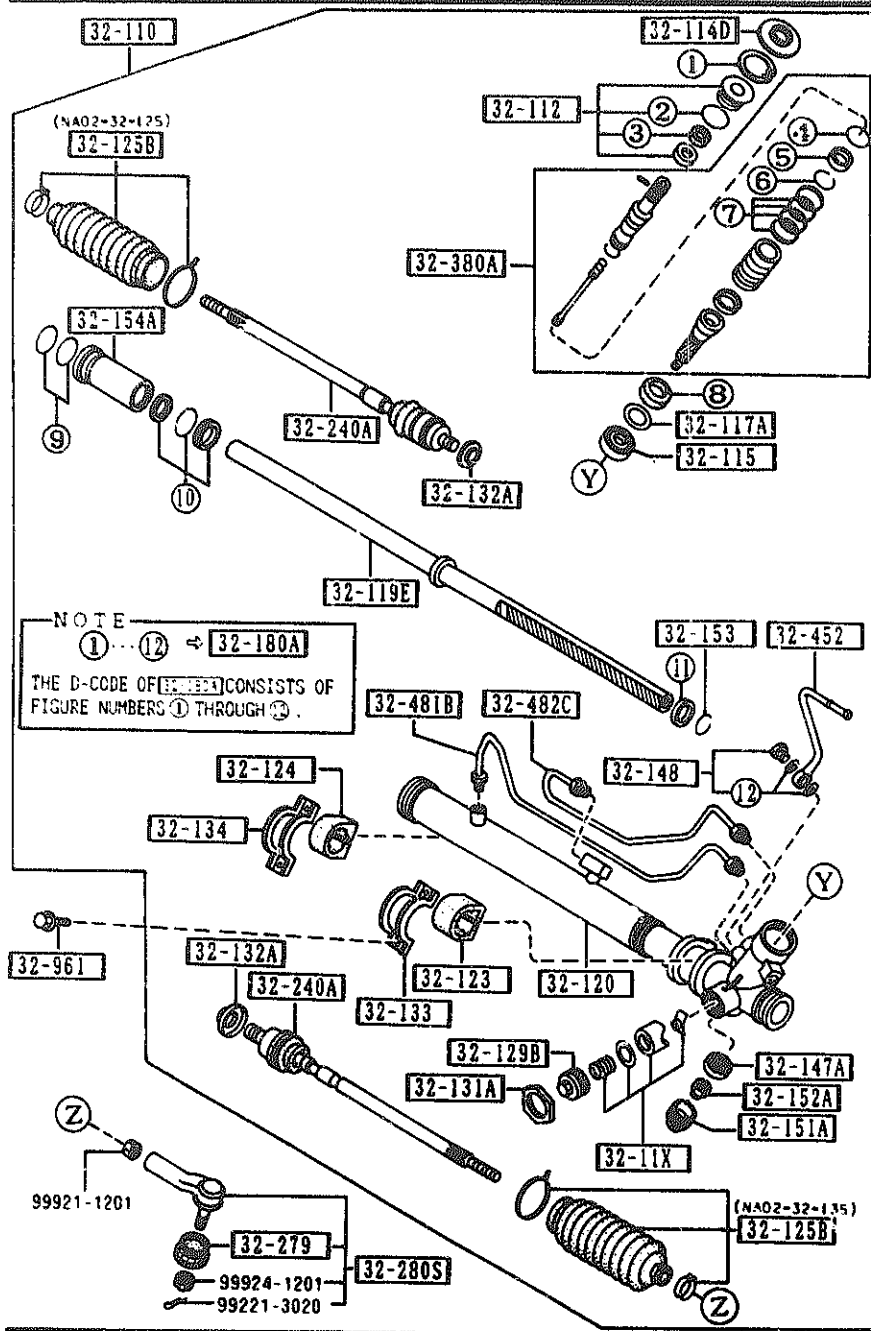
AUHA01

CAT. AUHA01-07

1992-02

3220 A STEERING GEAR  
(W/ POWER STEERING)

3220 A-2 STEERING GEAR  
(W/ POWER STEERING)



PART NO.	QTY	MODEL/RESTRICTION	MODEL/RESTRICTION	MODEL/RESTRICTION	FPMH-T0
32-132A		WASHER			
NA02-32-126	2				
32-133		PLATE, CLAMP			
NA02-32-135	1				
32-134		PLATE, CLAMP			
NA02-32-134	1				
32-147A		BEARING, PINION			
NA02-32-147	1				
32-148		EYE BOLT KIT, ST. GEAR			
0002-32-148	1				
32-151A		PLUG, PINION-ST. GEAR			
NA02-32-151	1				
32-152A		NUT, ADJUST			
NA02-32-152	1				
32-153		RING, BACK UP			
NA02-32-153	1				
32-154A		HOLDER, STEERING GEAR			
NA02-32-154	1				
32-180A		SEAL KIT, ST. GEAR			
NA02-32-180	1				
32-240A		JOINT, BALL			
NA02-32-240	2				
32-279		SEAL, DUST-BALL JOINT			
B455-32-279	2				
32-280S		JOINT SET, BALL			
8AN1-32-280	2				
32-380A		VALVE, ST. GEAR			
NA02-32-380	1				

AUNA01

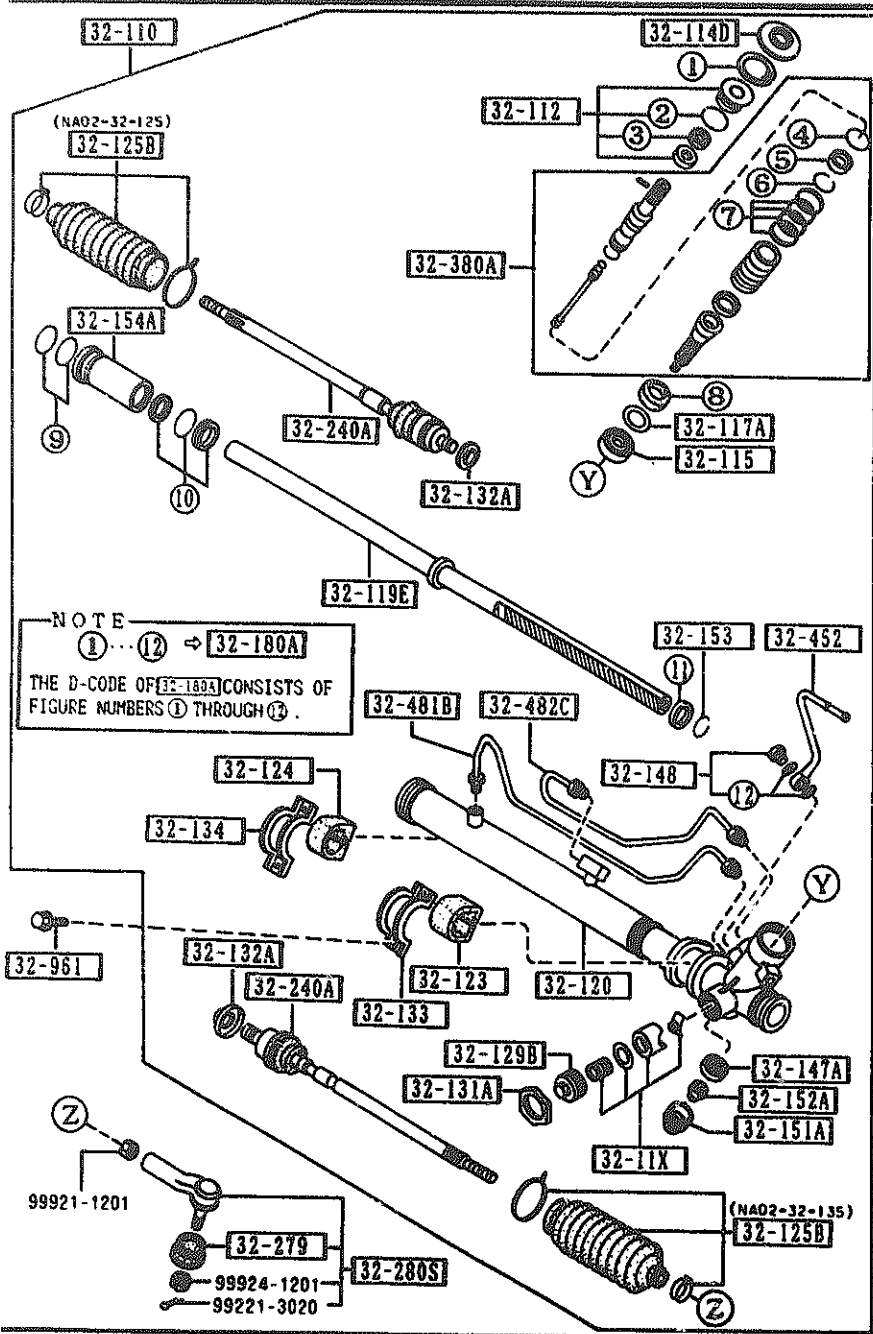
CAT. AUNA01-07

1992-02

1-D13

3220 A STEERING GEAR  
(W/ POWER STEERING)

3220 A-3 STEERING GEAR  
(W/ POWER STEERING)



PART NO.	QTY	MODEL/RESTRICTION	MODEL/RESTRICTION	MODEL/RESTRICTION	FROM-TO
32-452		PIPE 'B', ST. GEAR			
NA02-32-452	1				
32-481B		PIPE 'A', CYLINDER			
NA02-32-481	1				
32-482C		PIPE 'B', CYLINDER			
NA02-32-482	1				
32-961		BOLT			
G030-32-961	4				

AUWA01

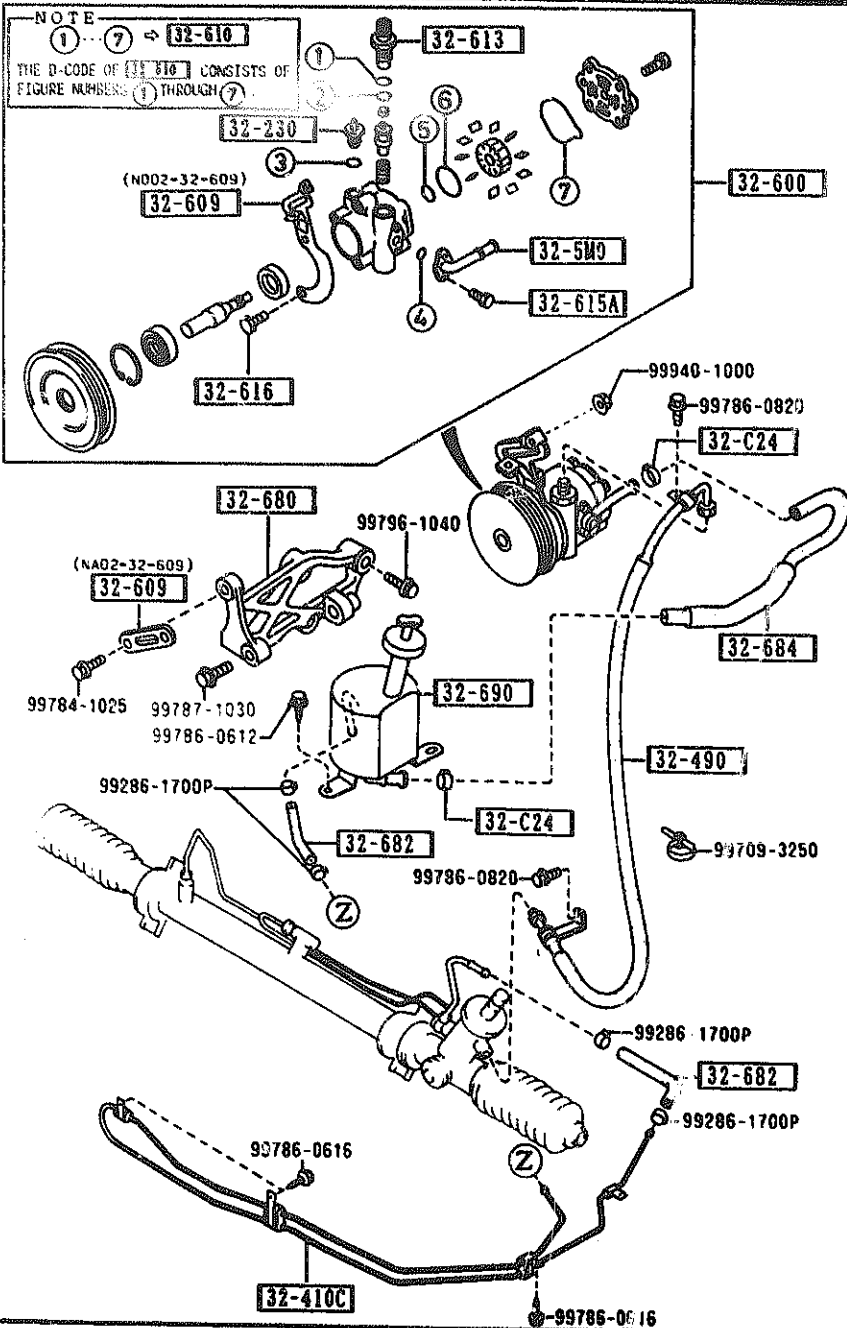
CAT. AUWA01-07

1992-02

1 E13

3240 POWER STEERING SYSTEM

3240 -1 POWER STEERING SYSTEM



PART NO.	QTY	MODEL/RESTRICTION	MODEL/RESTRICTION	MODEL/RESTRICTION	FROM-TO
32-C24		CLAMP, HOSE-P. S.			
G238-32-C24	2				
32-230		SWITCH, PRESSURE-P. S.			
B456-32-230	1				
32-410C		PIPE, RETURN			
NA02-32-410 AN(NA02-32-410A)	1				-0508
NA02-32-410A	1				0508-
32-490		HOSE, PRESSURE			
NA02-32-490A A (NA02-32-490B)	1				-0201
NA02-32-490B	1				0201-
32-5M0		PIPE, SUCTION			
N002-32-5M0	1				
32-600		PUMP, VANE			
N002-32-600A AN(N002-32-600B)	1				-0301
N002-32-600B	1				0301-
32-609		BRACKET, VANE PUMP			
NA02-32-609	1	KUROISHI TEKKO			
N002-32-609	1	NIHON POWER STEERING			
32-610		SEAL KIT, VANE PUMP			
N002-32-610	1				
32-613		NIPPLE, VANE PUMP			
N002-32-613	1				
32-615A		BOLT			
B456-32-615	2				
32-616		BOLT, VANE PUMP			
B456-32-616	2				

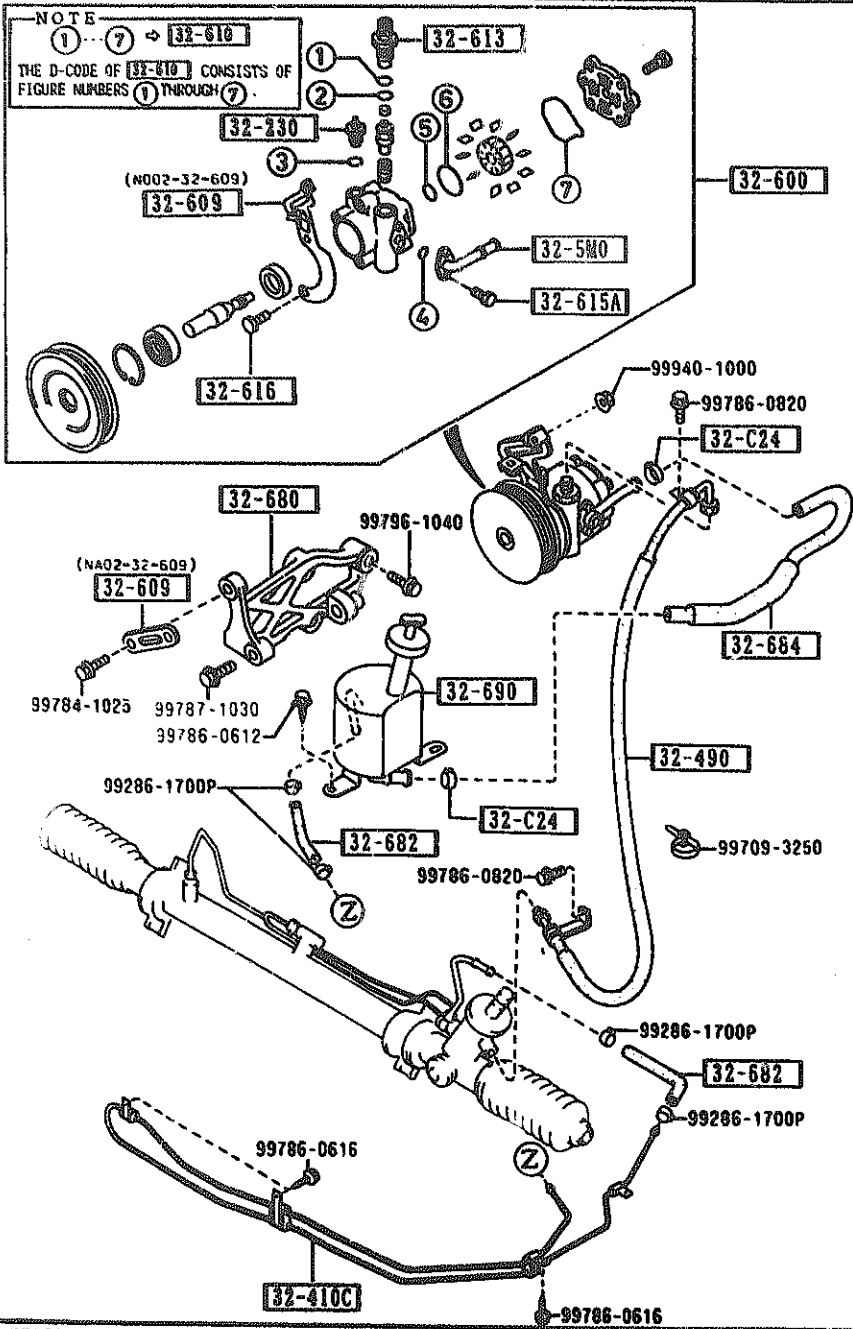
0201 NA35MH-137180  
 0301 NA35MH-141901  
 0508 NA35MH-15083C

AUWA01

CAT. AUWA01-07

1992-02

3240 POWER STEERING SYSTEM



PART NO.	QTY	MODEL/RESTRICTION	MODEL/RESTRICTION	MODEL/RESTRICTION	FROM-TO
32-680		BRACKET, VANE PUMP			
NA02-32-680	1				
32-682		HOSE, RETURN			
NA02-32-682	2				
32-684		HOSE, RETURN			
NA02-32-684B	1				
32-690		TANK, VANE PUMP			
NA02-32-690	1				-9820
A (NA02-32-690A)					
NA02-32-690A	1				9820
9820 NA35MH-128848					

AUWA01

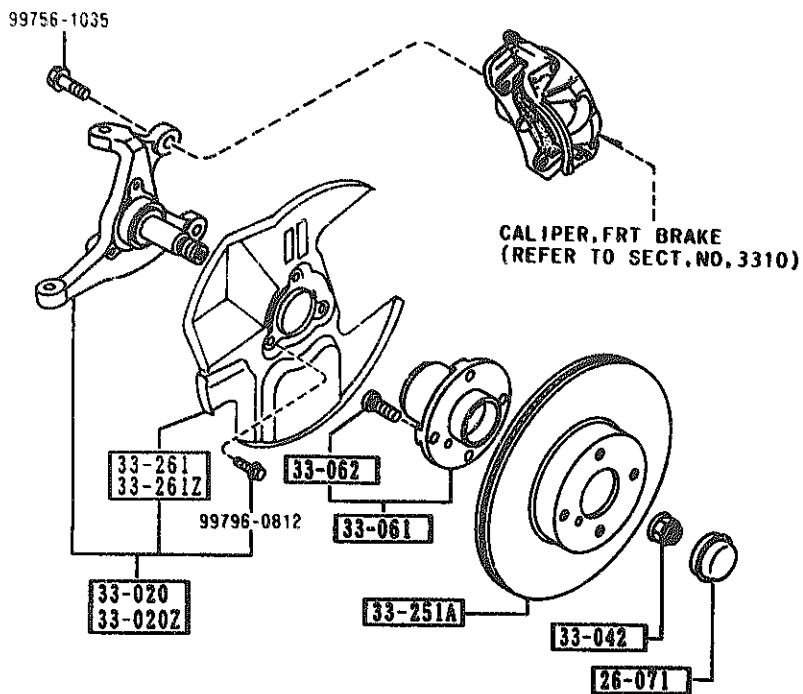
CAT. AUWA01-07

1992-02

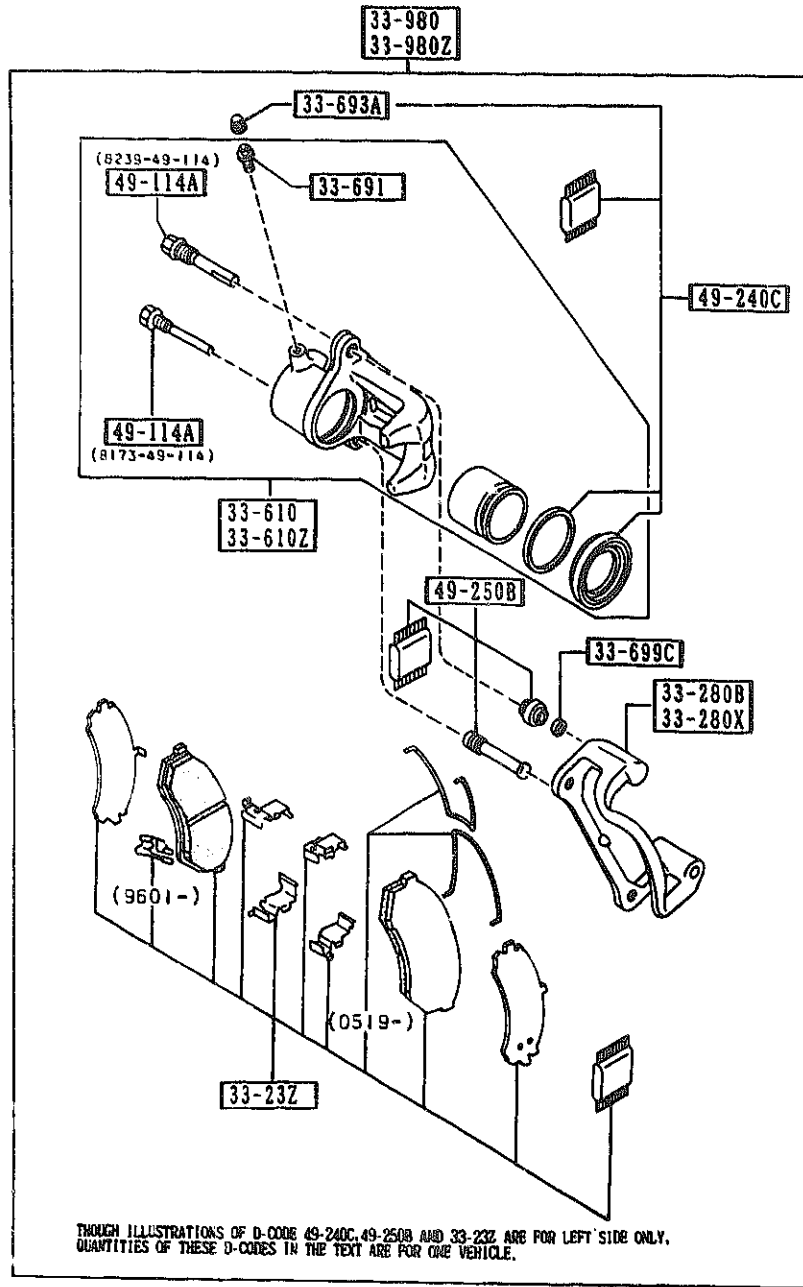


3300 FRONT AXLE

3300 -1 FRONT AXLE



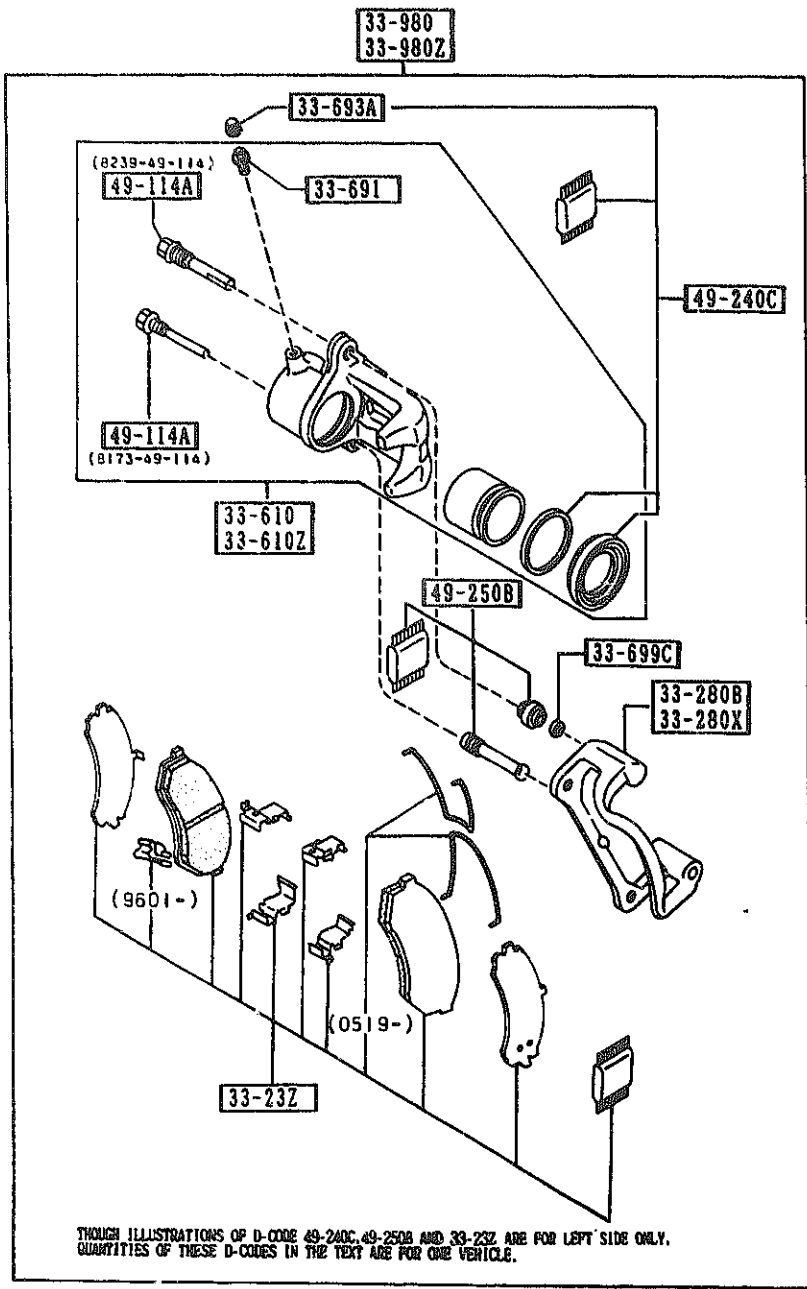
PART NO.	QTY	MODEL/RESTRICTION	MODEL/RESTRICTION	MODEL/RESTRICTION	FROM-TO
26-071		CAP, HUB			
B455-26-071	2				
33-020		KNUCKLE(R), STEERING			
NA01-33-020A	1				
33-020Z		KNUCKLE(L), STEERING			
NA01-33-030A	1				
33-042		NUT			
NA01-33-042A	2	W/WASHER			
33-061		HUB, WHEEL			
NA01-33-04X	2				
33-062		BOLT, HUB			
B455-33-062	8				
33-251A		PLATE, DISC			
NA01-33-25X	2				
33-261		COVER(R), DUST			
NA01-33-261	1				
33-261Z		COVER(L), DUST			
NA01-33-271	1				



PART NO.	QTY	MODEL/RESTRICTION	MODEL/RESTRICTION	MODEL/RESTRICTION	FROM-TO
33-23Z		PAD SET, FRT CALIPER			
NAY1-33-23Z A (NAY1-33-23ZA)	1				-9603
NAY1-33-23ZA	1				9601-0519
NAY0-33-23ZA	1	NON ASBESTOS			0519-
33-280B		SUPPORT(R), MOUNTING			
NA01-33-281	1				
33-280X		SUPPORT(L), MOUNTING			
NA01-33-291	1				
33-610		BODY & PISTON(R), CALIPER			
NA01-33-61X	1				
33-610Z		BODY & PISTON(L), CALIPER			
NA01-33-71X	1				
33-691		SCREW, BLEEDER			
8001-33-691	2				
33-693A		CAP, BLEEDER SCREW			
0259-33-693	2				
33-699C		PIN, LOCK			
NA01-33-699	2				-9615
33-980		CALIPER(R), FRT BRAKE			
# NA01-33-980 A (NA01-33-980A)	1				-0519
# NA01-33-980A	1				0519-
33-980Z		CALIPER(L), FRT BRAKE			
# NA01-33-990 A (NA01-33-990A)	1				-0519
# NA01-33-990A	1				0519-
49-114A		PIN, SLIDER			
8173-49-114	2				
8239-49-114	2				

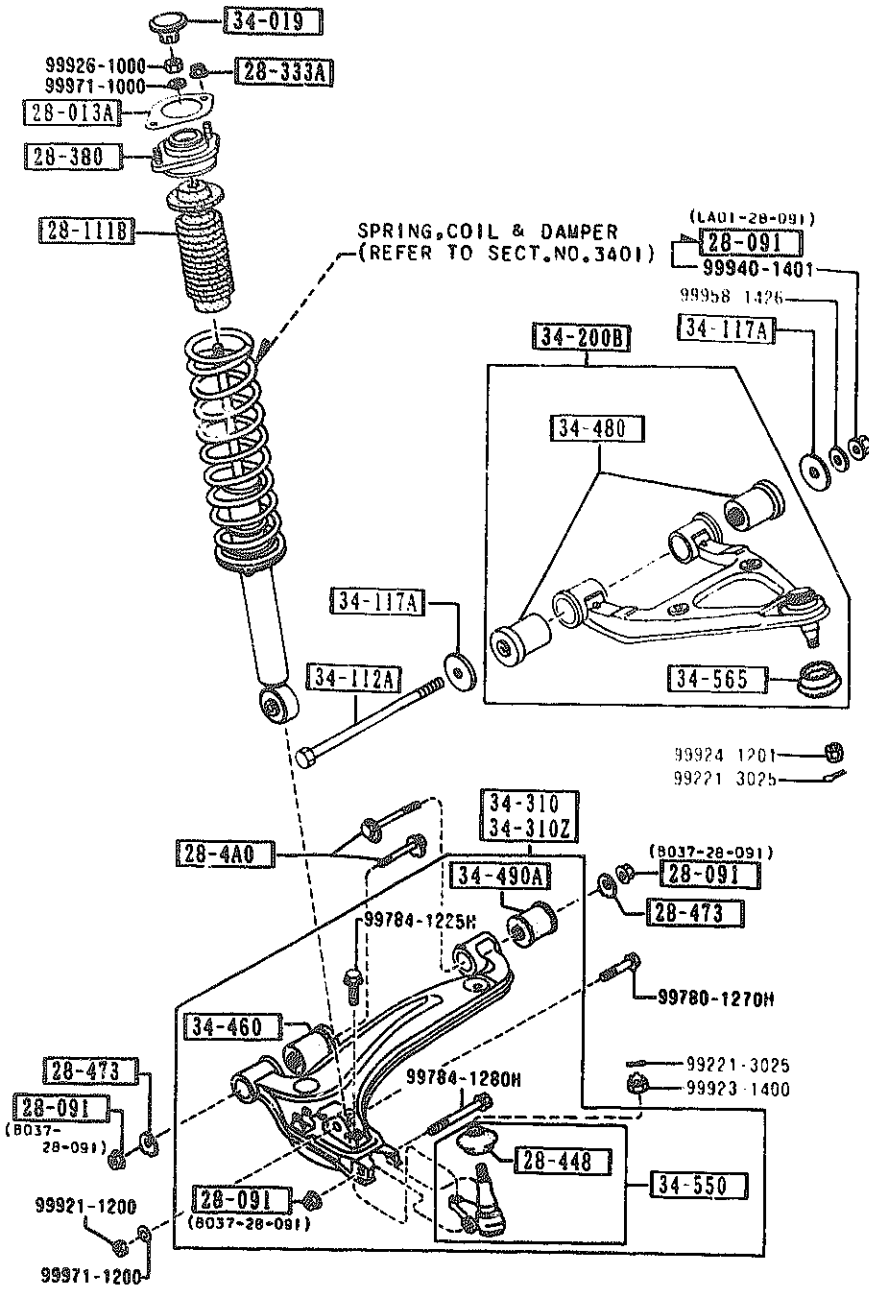
9601 NA35MH-106797  
 9615 NA35MH-109485  
 0519 NA35MH-152765

3310 FRONT BRAKE MECHANISMS



PART NO.	QTY	MODEL/RESTRICTION	MODEL/RESTRICTION	MODEL/RESTRICTION	FROM-TO
49-240C	1	SEAL KIT,CALIPER-FRT			
MAY1-33-24Z					
49-250B	1	BOOT KIT,FRT CALIPER			
MAY1-33-25Z					

3400 FRONT SUSPENSION MECHANISMS



PART NO.	QTY	MODEL/RESTRICTION	MODEL/RESTRICTION	MODEL/RESTRICTION	FROM-TO
28-013A		SHEET, RUBBER			
G030-28-013A	2				9411-
28-091		NUT			
B037-28-091	6				
LA01-28-091	2				9405-
28-1118		STOPPER, BUMP			
NA01-28-111	2				
28-333A		NUT, FLANGE			
H001-28-333	4				
28-380		RUBBER, MOUNTING			
NA01-28-380A	2				
28-4A0		BOLT, ADJUST			
NA01-28-4A0	4				
28-448		SEAL, DUST-BALL JOINT			
H266-28-448	2				
28-473		PLATE, CAM-SUB FRAME			
NA01-28-473	4				
34-019		CAP, DAMPER			
NA01-34-019	2				
34-112A		BOLT			
NA01-34-112	2				
34-117A		WASHER			
NA01-34-117A	4				
34-200B		ARM, UPPER-FRT			
NA01-34-200	2				-9511
A (NA01-34-200A)					
NA01-34-200A	2				9511-
34-310		ARM(R), LOWER			
NA01-34-300A	1				

9405 NA35\*\*-100118  
 9411 NA35\*\*-100333  
 9511 NA35\*\*-103176

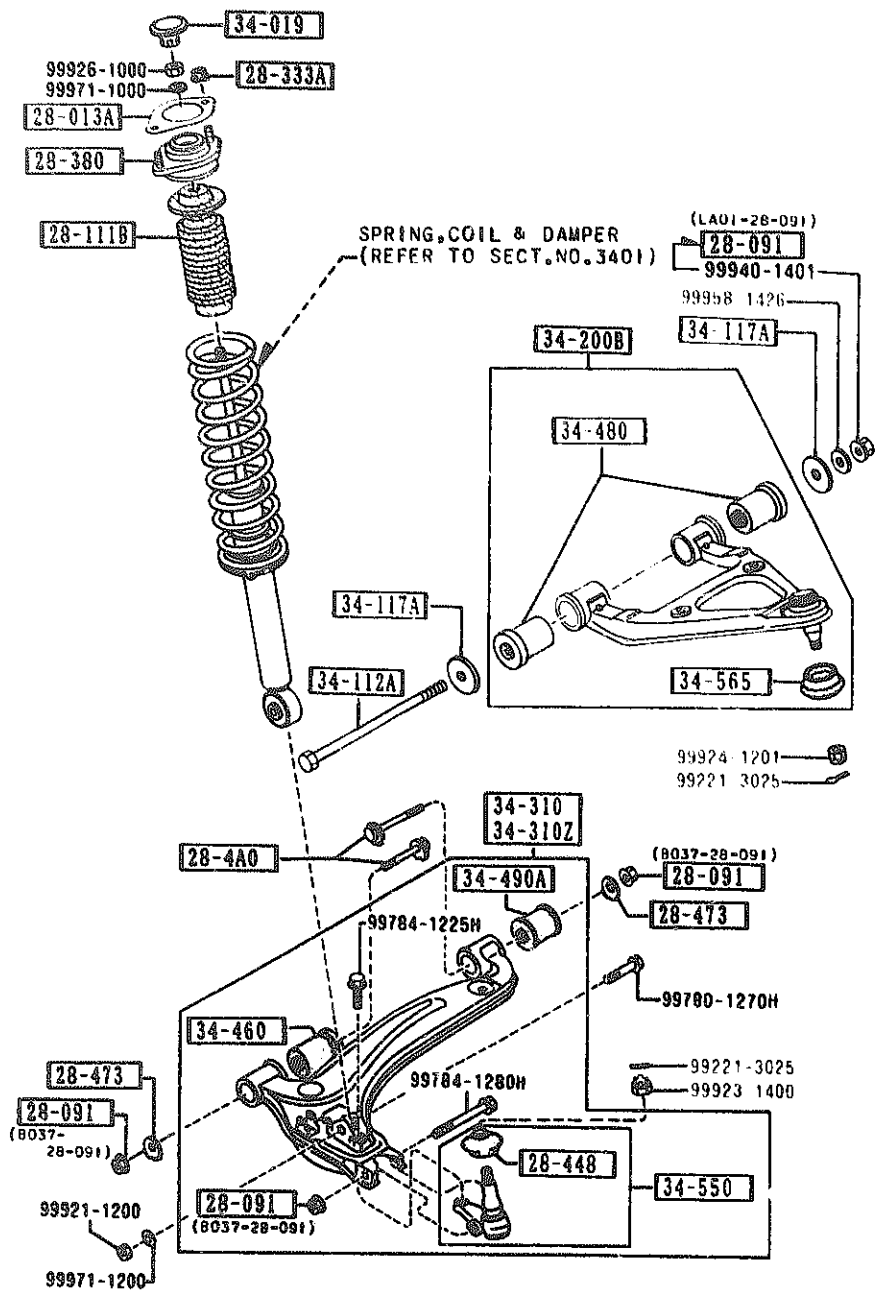
AUNA01

CAT. AUNA01-07

1992-02

1-K13

3400 FRONT SUSPENSION MECHANISMS

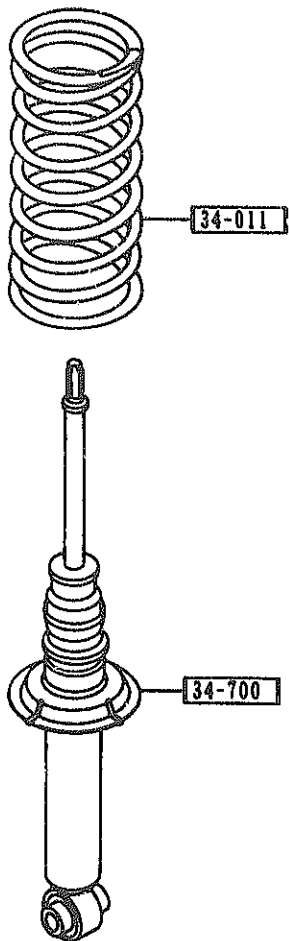


PART NO.	QTY	MODEL/RESTRICTION	MODEL/RESTRICTION	MODEL/RESTRICTION	FROM-TO
34-310Z		ARM(L), LOWER			
NA01-34-350A	1				
34-460		BUSH, RUBBER-LWR ARM			
NA01-34-460A	2				
34-480		BUSHING, RUBBER-LOWER ARM			
NA01-34-480	4				-9511
NA01-34-480A	4				9511-
34-490A		BUSHING, RUBBER			
NA01-34-490	2				
34-550		BALL JOINT, LOWER			
NA01-34-550	2				
34-565		SEAL, DUST			
NA01-34-548	2				

9511 NASSM-103176

3401 FRONT SPRING & DAMPER

3401 -1 M FRONT SPRING & DAMPER



PART NO.	QTY	MODEL/RESTRICTION	MODEL/RESTRICTION	MODEL/RESTRICTION	FROM-TO
34-011		SPRING, COIL-FRONT			
NA01-34-011A	2	(MY)			
NA03-34-011	2	(AT)			
34-700		DAMPER, FRONT			
NA01-34-700	2				

AUNA01

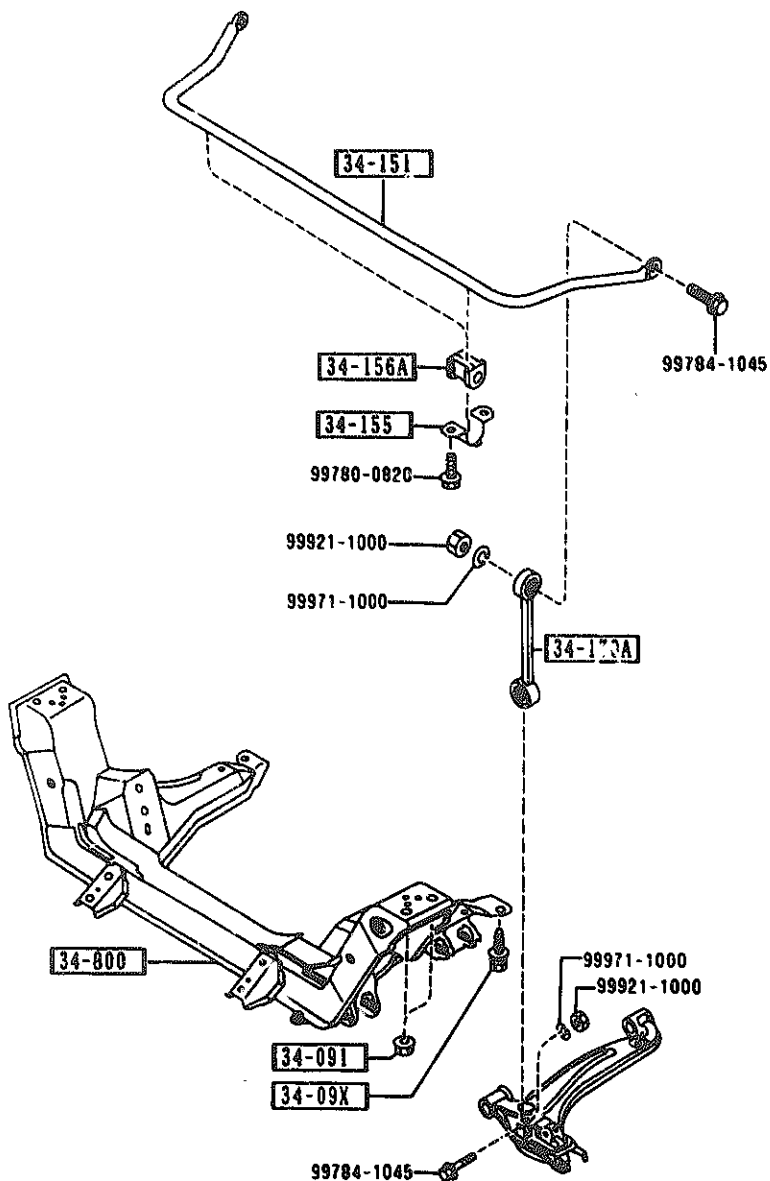
CAT. AUNA01-07

1992-02

1 M13

3410 CROSSMEMBER & STABILIZER

3410 -1 \* CROSSMEMBER & STABILIZER



PART NO.	QTY	MODEL/RESTRICTION	MODEL/RESTRICTION	MODEL/RESTRICTION	FROM-TO
34-09X		BOLT			
NA01-34-09XA	4				
34-091		NUT			
FB01-34-091	4				
34-151		STABILIZER, FRONT			
NA01-34-151A	1				
34-155		PLATE, STABILIZER			
FB01-34-155	2				
34-156A		RUBBER, STAB -FRT			
NA01-34-156A	2				
34-170A		LINK, CONTROL-STAB			
NA01-34-170	2				
34-800		MEMBER, CROSS			
NA01-34-800	1				-9330
A (NA01-34-800A)					
NA01-34-800A	1				9330-

9330 NA35MM-10072

## SECTION NAME INDEX (CBASSIS)

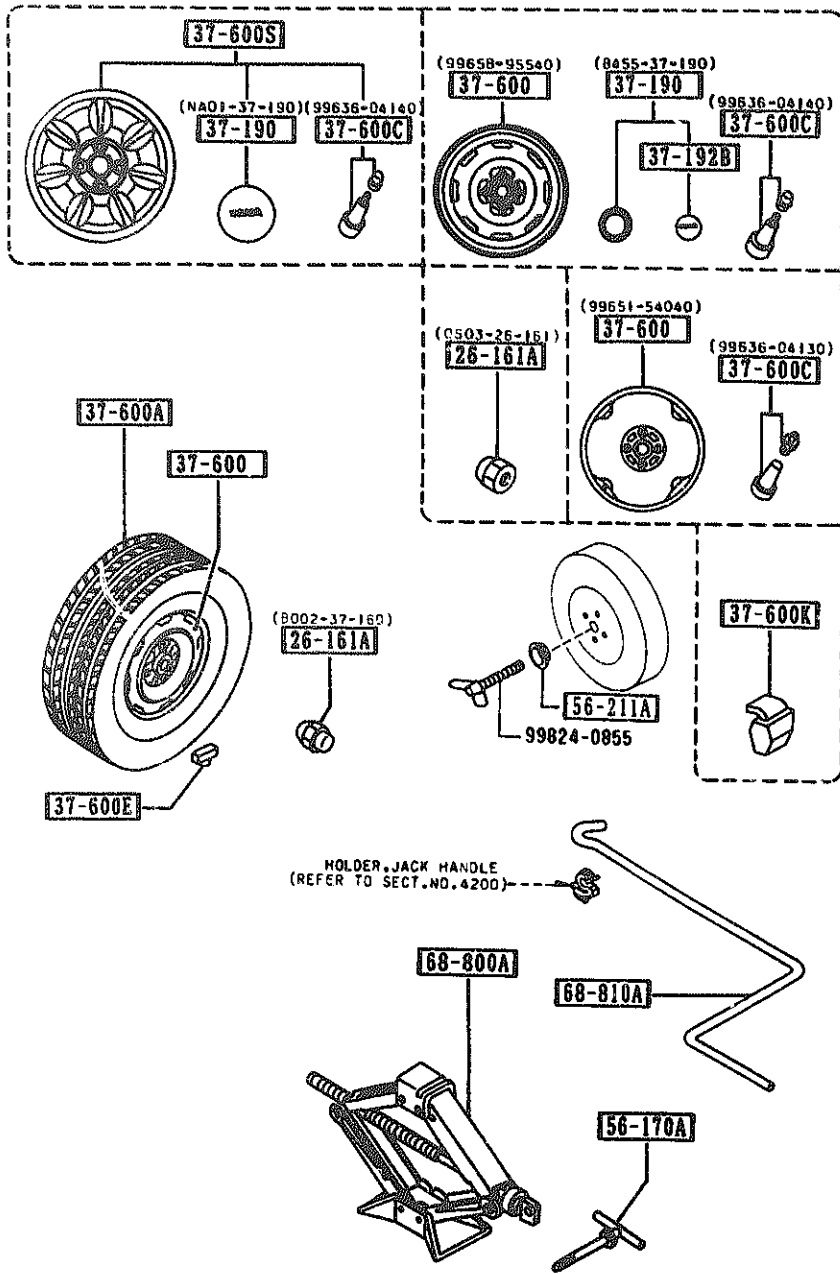
LO.NO	SEC.NO	SECTION NAME	LO.NO	SEC.NO	SECTION NAME	LO.NO	SEC.NO	SECTION NAME
1-C11	2505	REAR PROPELLER SHAFT	1-J16	4400	PARKING BRAKE SYSTEM			
1-D11	2550	REAR DRIVE SHAFT	1-L16	4500	FUEL PIPINGS			
1-E11	2600	REAR AXLE	2-C03	4600	CHANGE CONTROL SYSTEM (AT)			
1-F11	2610	REAR BRAKE MECHANISMS						
1-H11	2710	REAR DIFFERENTIALS (NORMAL DIFF.)						
1-L11	2710 A	REAR DIFFERENTIALS (LIMITED SLIP DIFF.)						
1-D12	2800	REAR SUSPENSION MECHANISMS						
1-E12	2801	REAR SPRING & DAMPER						
1-F12	2810	REAR STABILIZER						
1-G12	2830	REAR LOWER ARMS & SUB FRAME						
1-I12	3200	STEERING WHEEL						
1-L12	3210	STEERING COLUMN & SHAFTS						
1-M12	3220	STEERING GEAR (W/O POWER STEERING)						
1-C13	3220 A	STEERING GEAR (W/ POWER STEERING)						
1-F13	3240	POWER STEERING SYSTEM						
1-H13	3300	FRONT AXLE						
1-I13	3310	FRONT BRAKE MECHANISMS						
1-K13	3400	FRONT SUSPENSION MECHANISMS						
1-M13	3401	FRONT SPRING & DAMPER						
1-N13	3410	CROSSMEMBER & STABILIZER						
1-C14	3700	TIRES & JACK						
1-C15	3900	ENGINE & T/MISSION MOUNTINGS						
1-D15	4000	EXHAUST SYSTEM						
1-F15	4140	CLUTCH RELEASE & MASTER CYLINDERS (MANUAL TRANSMISSION)						
1-G15	4145	CLUTCH PIPINGS (MANUAL TRANSMISSION)						
1-H15	4160	ACCELERATOR CONTROL SYSTEM						
1-I15	4200	FUEL TANK						
1-M15	4300	CLUTCH & BRAKE PEDALS (MANUAL TRANSMISSION)						
1-D16	4300A	BRAKE PEDALS (AUTOMATIC TRANSMISSION)						
1-F16	4340	BRAKE MASTER CYLINDER & POWER BRAKE						
1-H16	4360	BRAKE PIPINGS						

CATLOG-NO= AUNA01-07

DATE. 1992-02

1-B14

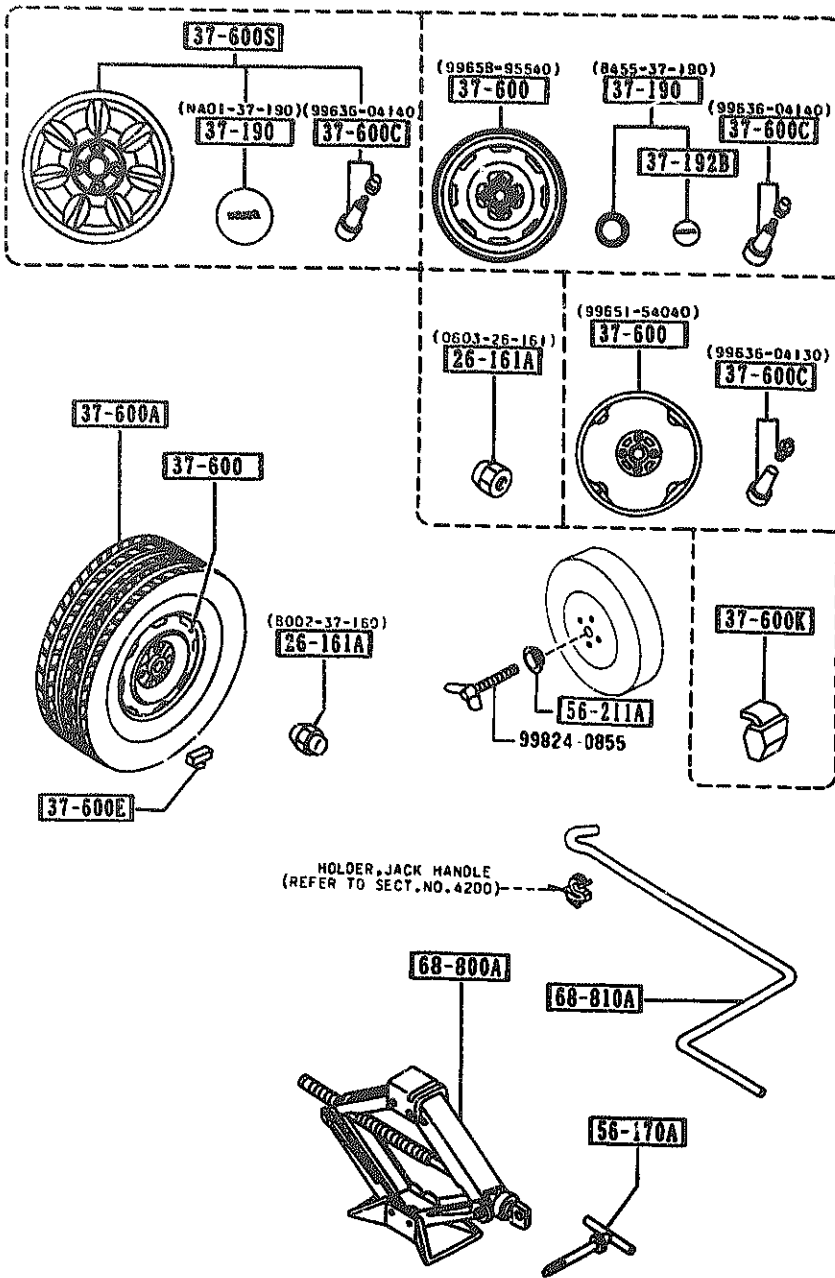




PART NO.	QTY	MODEL/RESTRICTION	MODEL/RESTRICTION	MODEL/RESTRICTION	FRAM-TO
26-161A		NUT, HUB			
0603-26-161	16	NON BRIGHT			
8002-37-160	16	PLATED			
37-190		CAP, CENTER			
8455-37-190	4				
NA01-37-190	4				
37-192B		EMBLEM, CENTER			
8001-37-192	4				
37-600		WHEEL, DISC STEEL			
99658-95540	4	5.5JX14 P=100/O=45			
99651-54040	1	4TX14 P=100/O=45			
37-600A		TIRE			
90620-47614	1	T155/70D14			
90623-06684	4	P185/60R14			
90624-26684	4	P185/60R14			
37-600C		VALVE, AIR			
99636-04130	1	TR413			
99636-04140	4	TR414			
37-600E		WEIGHT, DISC WHEEL-ST			
99655-30005	4	EEL 50			
99655-30010	4	100			
99655-30015	4	150			
99655-30020	4	200			
99655-30025	4	250			

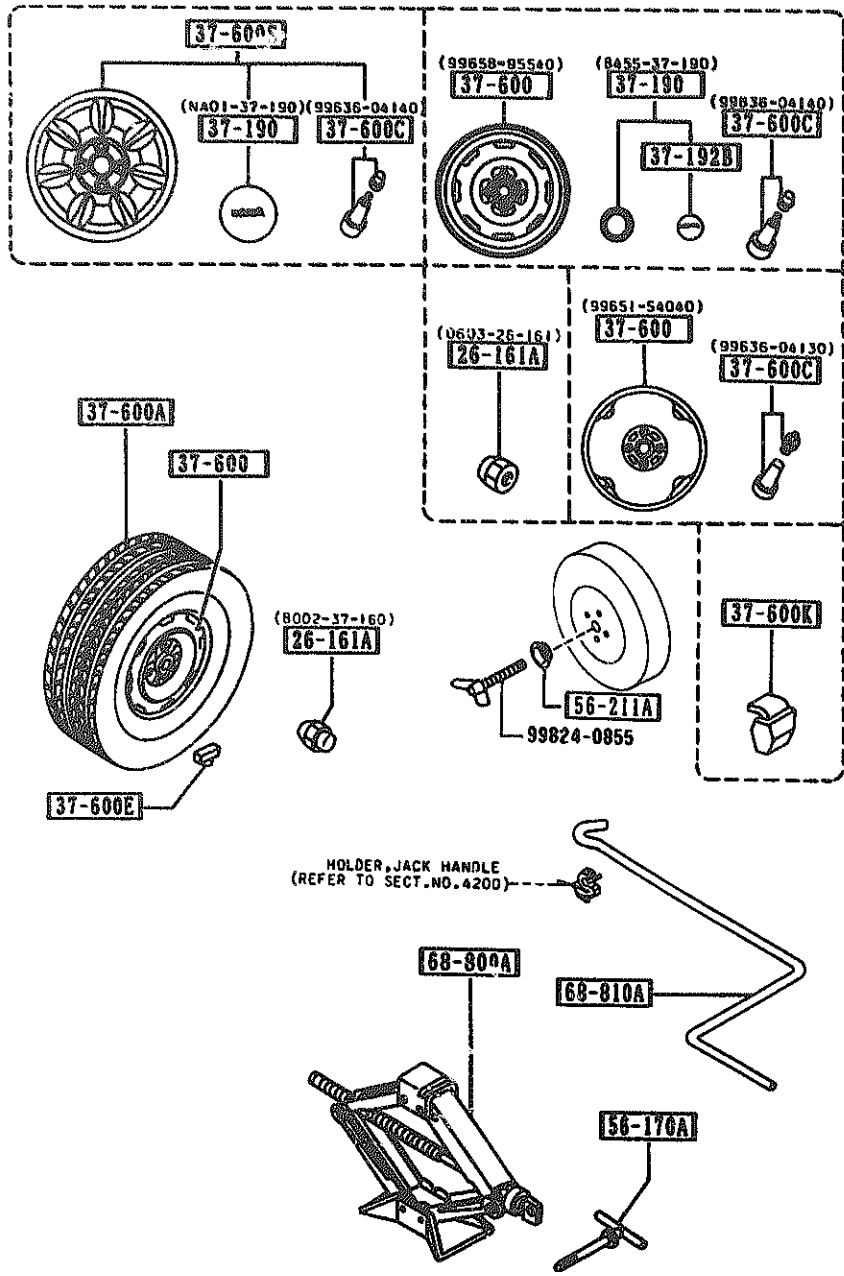
9A01-

9A01 NA35\*\*122908



PART NO.	QTY	MODEL/RESTRICTION	MODEL/RESTRICTION	MODEL/RESTRICTION	FROM-TO
CONT'D					
99655-30030	300				
99655-30035	350				
99655-30040	400				
99655-30045	450				
99655-30050	500				
99655-30055	550				
99655-30060	600				
		37-600K	WEIGHT, DISC WHEEL-ALUMI		
99655-90005	4		50 FOR 1-PIECE WHL		
99655-90010	4		100 FOR 1-PIECE WHL		
99655-90015	4		150 FOR 1-PIECE WHL		
99655-90020	4		200 FOR 1-PIECE WHL		
99655-90025	4		250 FOR 1-PIECE WHL		
99655-90030	4		300 FOR 1-PIECE WHL		
99655-90035	4		350 FOR 1-PIECE WHL		
99655-90040	4		400 FOR 1-PIECE WHL		
99655-90045	4		450 FOR 1-PIECE WHL		
99655-90050	4		500 FOR 1-PIECE WHL		
99655-90055	4		550 FOR 1-PIECE WHL		
99655-90060	4		600 FOR 1-PIECE WHL		
		37-600S	WHEEL SET, DISC-ALUMI		
8BN1-37-600	4		5.5JX14 NKK MAKE		
8BN3-37-600	4		5.5JX14 ENKEI MAKE		
0201-					

0201 NA35HW-137180



AUWA01

PART NO.	QTY	MODEL/RESTRICTION	MODEL/RESTRICTION	MODEL/RESTRICTION	FROM-TO
56-170A		BOLT, JACK SET			
8001-56-170C	1				
56-211A		PLATE, CLAMP-JACK			
1219-56-211	1				
68-800A		JACK			
B455-37-790	1				-9901
A (B455-37-790A)					
B455-37-790A	1				9901-
68-810A		HANDLE, JACK			
GJ21-37-810	1				
9901 NASSM-119257					

CAT. AUWA01-07

1992-02

1 E14

## SECTION NAME INDEX (CHASSIS)

LO.NO	SEC.NO	SECTION NAME	LO.NO	SEC.NO	SECTION NAME	LO.NO	SEC.NO	SECTION NAME
1-C11	2505	REAR PROPELLER SHAFT	1-J16	4400	PARKING BRAKE SYSTEM			
1-D11	2550	REAR DRIVE SHAFT	1-L16	4500	FUEL PIPINGS			
1-E11	2600	REAR AXLE	2-C03	4600	CHANGE CONTROL SYSTEM (AT)			
1-F11	2610	REAR BRAKE MECHANISMS						
1-H11	2710	REAR DIFFERENTIALS (NORMAL DIFF.)						
1-L11	2710 A	REAR DIFFERENTIALS (LIMITED SLIP DIFF.)						
1-D12	2800	REAR SUSPENSION MECHANISMS						
1-E12	2801	REAR SPRING & DAMPER						
1-F12	2810	REAR STABILIZER						
1-G12	2830	REAR LOWER ARMS & SUB FRAME						
1-I12	3200	STEERING WHEEL						
1-L12	3210	STEERING COLUMN & SHAFTS						
1-M12	3220	STEERING GEAR (W/O POWER STEERING)						
1-C13	3220 A	STEERING GEAR (W/ POWER STEERING)						
1-F13	3240	POWER STEERING SYSTEM						
1-H13	3300	FRONT AXLE						
1-I13	3310	FRONT BRAKE MECHANISMS						
1-K13	3400	FRONT SUSPENSION MECHANISMS						
1-M13	3401	FRONT SPRING & DAMPER						
1-N13	3410	CROSSMEMBER & STABILIZER						
1-C14	3700	TIRES & JACK						
1-C15	3900	ENGINE & T/MISSION MOUNTINGS						
1-D15	4000	EXHAUST SYSTEM						
1-F15	4140	CLUTCH RELEASE & MASTER CYLINDERS (MANUAL TRANSMISSION)						
1-G15	4145	CLUTCH PIPINGS (MANUAL TRANSMISSION)						
1-H15	4160	ACCELERATOR CONTROL SYSTEM						
1-I15	4200	FUEL TANK						
1-M15	4300	CLUTCH & BRAKE PEDALS (MANUAL TRANSMISSION)						
1-D16	4300A	BRAKE PEDALS (AUTOMATIC TRANSMISSION)						
1-F16	4340	BRAKE MASTER CYLINDER & POWER BRAKE						
1-H16	4360	BRAKE PIPINGS						

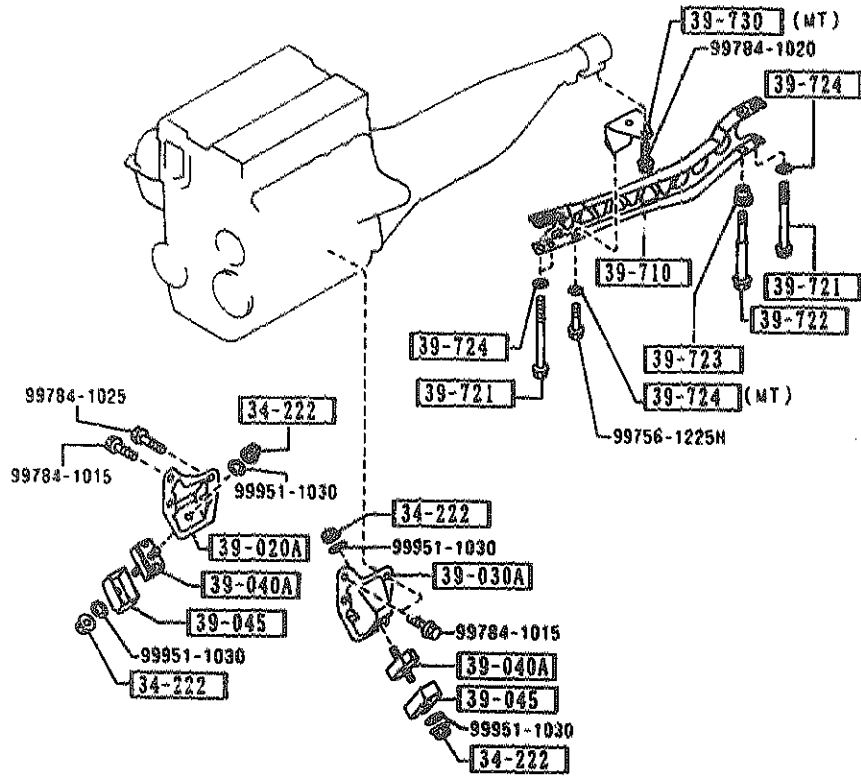
CATLOG-NO- AUMA01-07

DATE. 1992-01

1-B15

3900 ENGINE & T/MISSION MOUNTINGS

3900 -1 M ENGINE & T/MISSION MOUNTINGS



PART NO.	QTY	MODEL/RESTRICTION	MODEL/RESTRICTION	MODEL/RESTRICTION	FROM TO
34-222		NUT			
8871-34-222	4				
39-020A		BRACKET(R), ENGINE			
NA01-39-020	1				
39-030A		BRACKET(L), ENGINE			
NA01-39-030	1				
39-040A		RUBBER, ENGINE MT.			
NA01-39-040	2				
39-045		CASING, STOPPER			
NA01-39-041	2 (MT)				
S231-39-041	2 (AT)				
39-710		FRAME, POWER PLANT			
NA01-39-710	1 (MT)				
NA03-39-710	1 (AT)				
39-721		BOLT, PLANT FRAME			
NA01-39-721	3				
39-722		BOLT, PLANT FRAME			
NA01-39-722	1				
39-723		SPACER, PLANT FRAME			
NA01-39-723	1				
39-724		WASHER, PLAIN-FRAME			
NA01-39-724	3 (AT)				
	4 (MT)				
39-730		BRACKET, PLANT FRAME			
NA01-39-730	1				
A (NA01-39-730A)					
NA01-39-730A	1 (MT)				

9407 NA35HW-100180

-9407

9407-

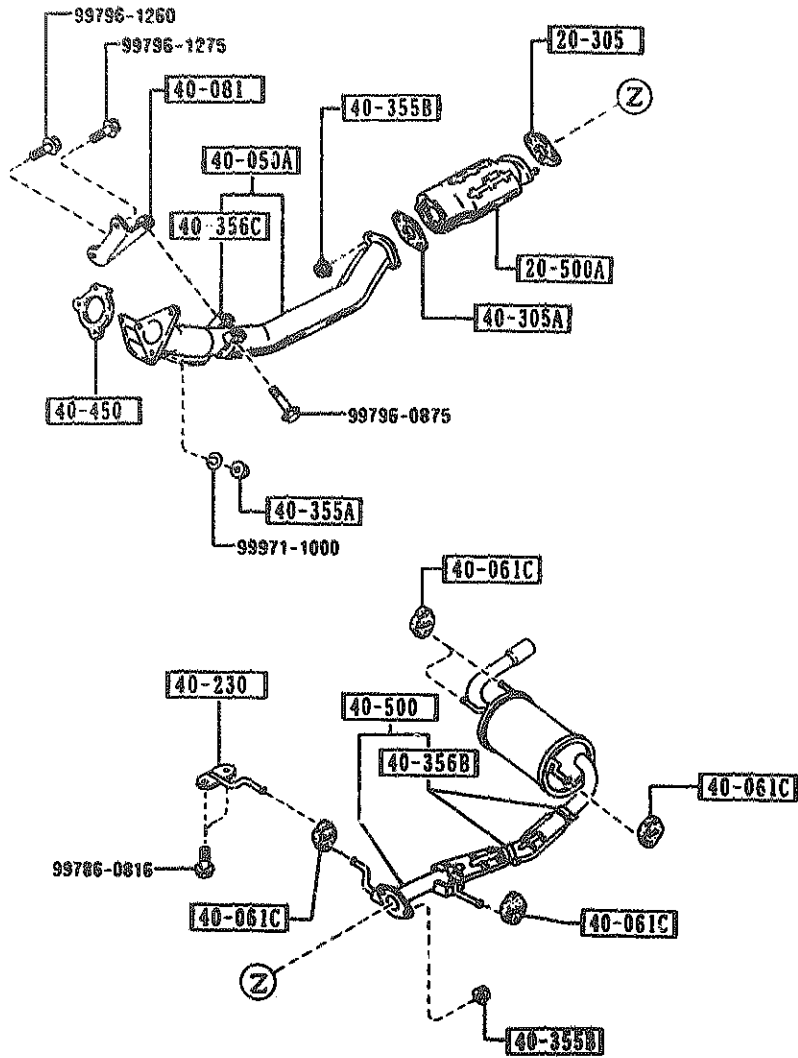
AUNA01

CAT. AUNA01-07

1992-02

4000 EXHAUST SYSTEM

4000 -1 EXHAUST SYSTEM



PART NO.	QTY	MODEL/RESTRICTION	MODEL/RESTRICTION	MODEL/RESTRICTION	FROM-TO
20-305 B690-40-305	1	GASKET, EXH. PIPE-CONVERTER NON ASBESTOS			
20-500A B61P-20-600	1	CONVERTER, CATALYST			
40-050A B690-40-500A	1	PIPE, EXHAUST-FRONT			
40-061C RF03-40-061	5	HANGER, SILENCER			
40-081 B690-40-080A	1	BRACKET, HANGER			
40-230 B690-40-690	1	BRACKET, HANGER			
40-305A B322-40-305	1	GASKET NON ASBESTOS			
40-355A 2158-40-355	3	NUT			
40-355B JE10-40-355	4	NUT			
40-356B B6A5-40-356	2	BAND			
40-356C B690-40-356	1	BAND			
40-450 B690-40-450	1	GASKET, CONVERTER NON ASBESTOS			
40-500 B690-40-1000 A (B690-40-100E)	1	SILENCER, MAIN			-9820

9820 MASSMAN-128848

AUWA01

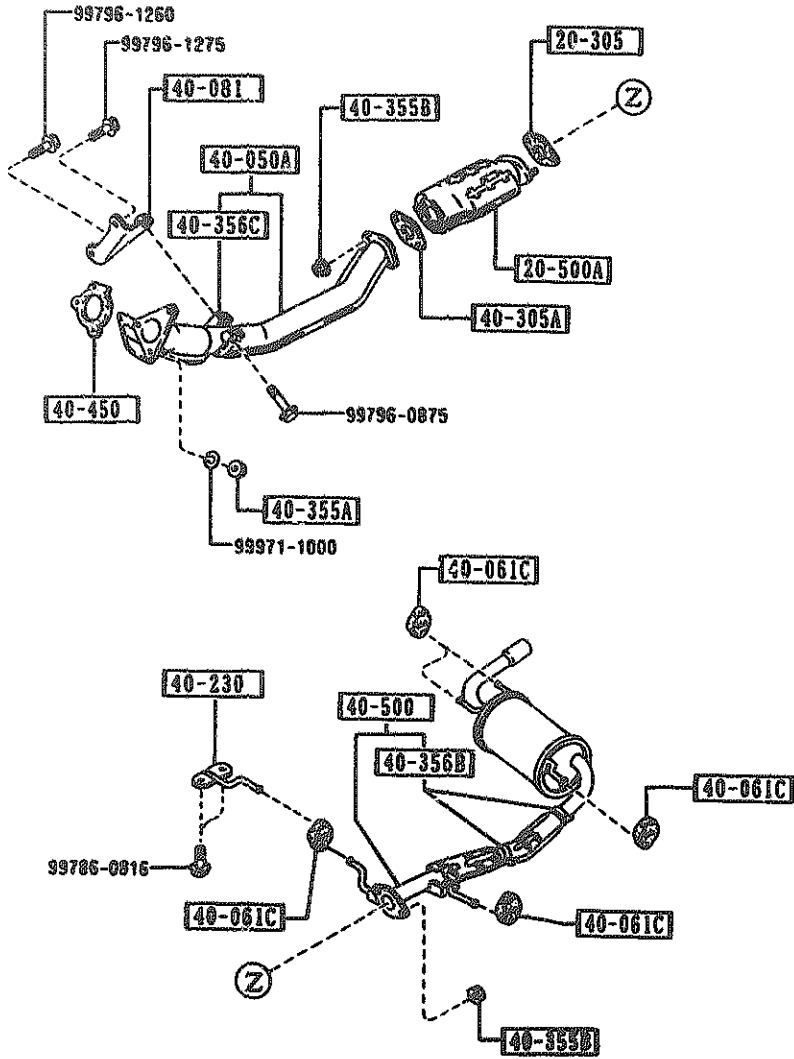
CAT. AUNA01-07

1992-02

1-D15

4000 EXHAUST SYSTEM

4000 -2 M EXHAUST SYSTEM



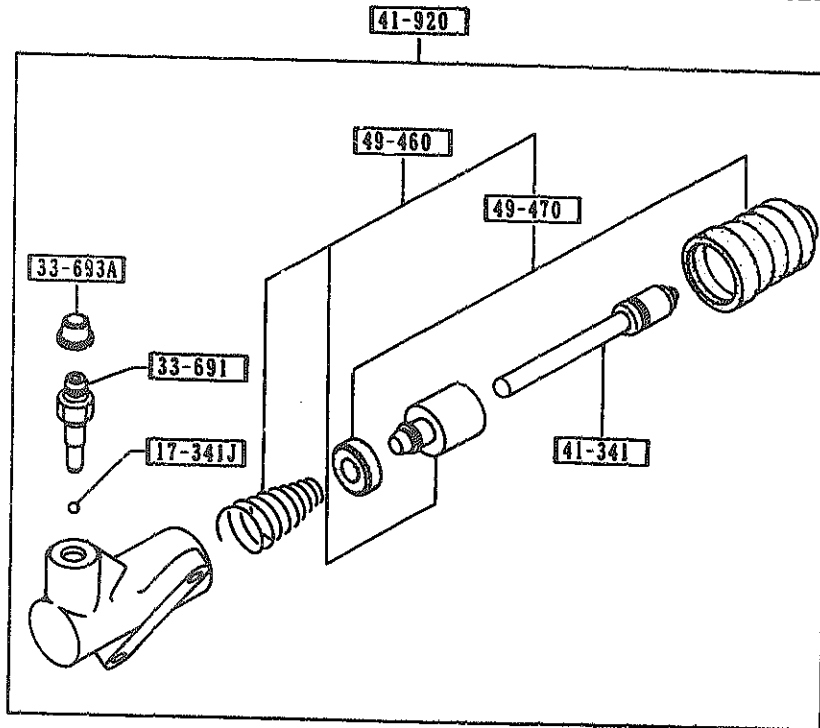
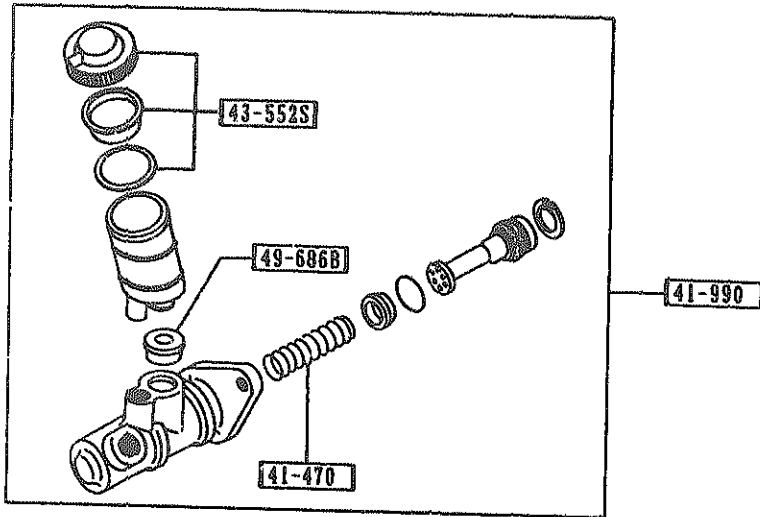
PART NO.	QTY	MODEL/RESTRICTION	MODEL/RESTRICTION	MODEL/RESTRICTION	FROM-TO
CONT'D					
B6B4-40-100A	1				-0401
A (B6B4-40-100B)					
B690-40-100E	1				9B20-0401
A (B690-40-100F)					
B6B4-40-100B	1	(AT)			0401-
B690-40-100F	1	(MT)			0401-

9B20 NA3SM-128848  
 0401 NA3SM-146561

1: E15

4140 CLUTCH RELEASE & MASTER CYLINDERS (MANUAL TRANSMISSION)

4140 -3 M CLUTCH RELEASE & MASTER CYLINDERS (MANUAL TRANSMISSION)



PART NO.	QTY	MODEL/RESTRICTION	MODEL/RESTRICTION	MODEL/RESTRICTION	FROM-TO
17-341J		BALL, STEEL			
99611-1500	1				
33-691		SCREW, BLEEDER			
0259-33-691	1				
33-693A		CAP, BLEEDER SCREW			
0259-33-693	1				
41-341		ROD, PUSH			
H266-41-341	1				
41-470		SPRING			
B312-41-470	1				
41-920		CYL., CLUTCH RELEASE			
HE29-41-920A	1				
NA01-41-920	1				
41-990		CYL., CLUTCH MASTER			
NA01-41-400A	1				
43-552S		CAP SET, RESERVE TANK			
B093-49-580	1				
49-460		PARTS KIT, INNER			
H005-49-460	1				
49-470		SEAL KIT			
H005-49-470	1				
49-686B		BUSH, ELBOW JOINT			
0305-49-686B	1				

-9701  
9701-

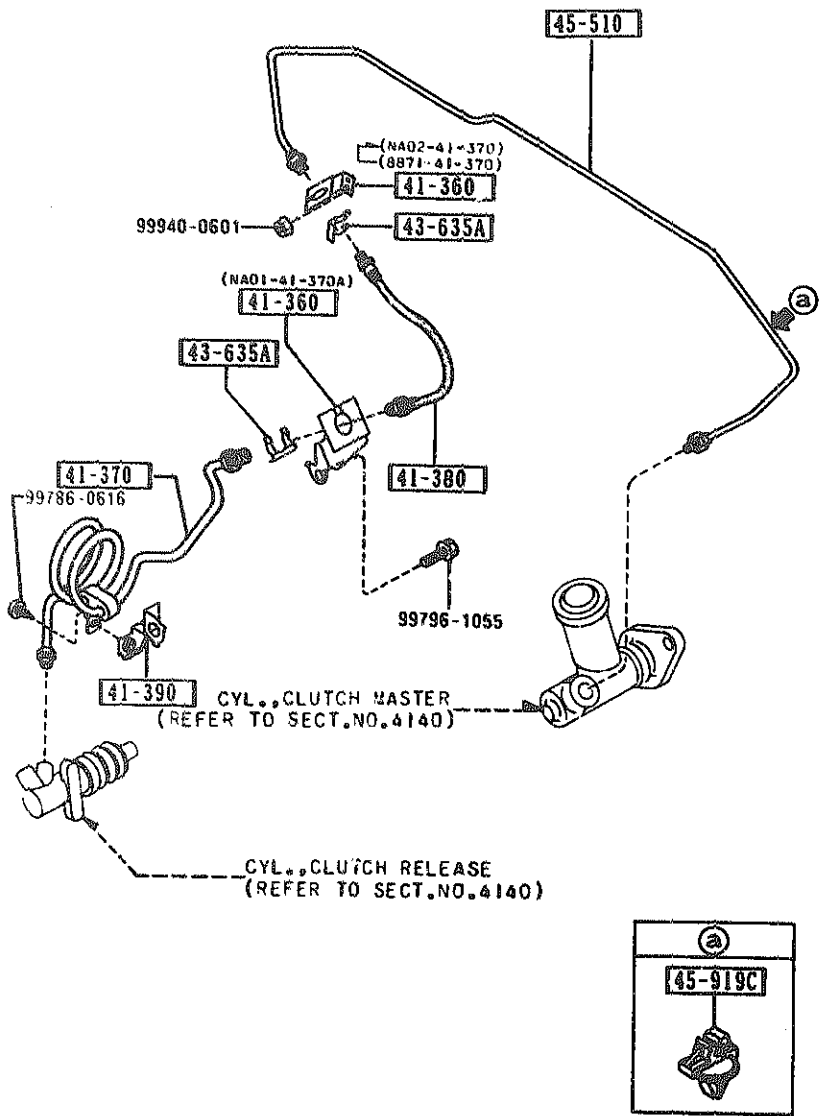
9701 NA35NM-111969

AURA01

CAT. AURA01-07

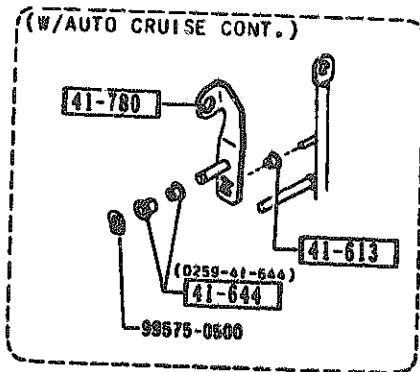
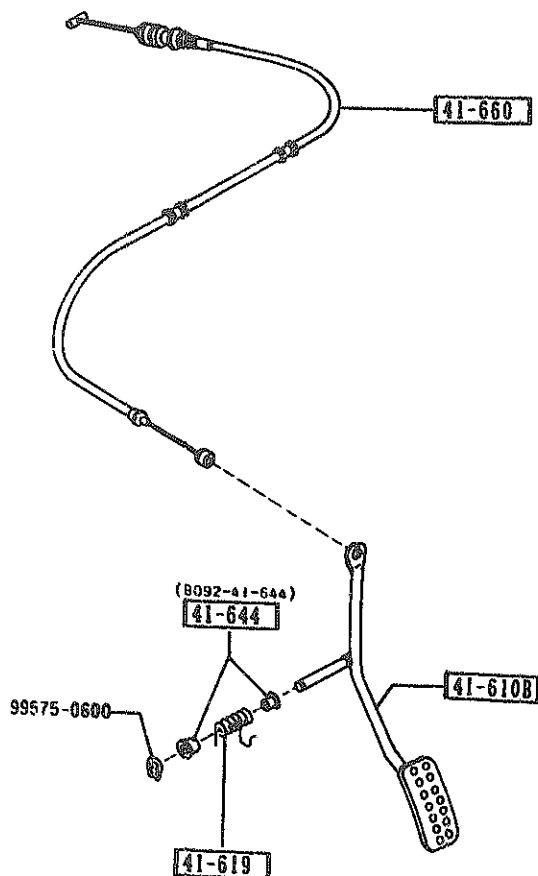
1992-02





PART NO.	QTY	MODEL/RESTRICTION	MODEL/RESTRICTION	MODEL/RESTRICTION	FROM-TO
41-360	1	HOLDER, CLUTCH			
NA01-41-370A	1	SUMINO KOGYO			
8871-41-370	1				-0701
NA02-41-370	1	MIDORI			0701-
41-370	1	PIPE, CLUTCH			
NA01-41-360A	1				
41-380	1	HOSE, FLEXIBLE			
GK67-41-380A	1				
41-390	1	HOLDER, PIPE			
NA01-41-390	1				
43-635A	2	CLIP, FLEXIBLE HOSE			
0156-43-635	2				
45-510	1	PIPE, CLUTCH			
NA01-45-510B	1				-9601
AN(NA01-45-510C)	1				
NA01-45-510C	1				9601-
45-919C	1	CLIP, PIPE			
G030-45-919	1				

9601 NA35WH-106797  
0701 NA35WH-200041

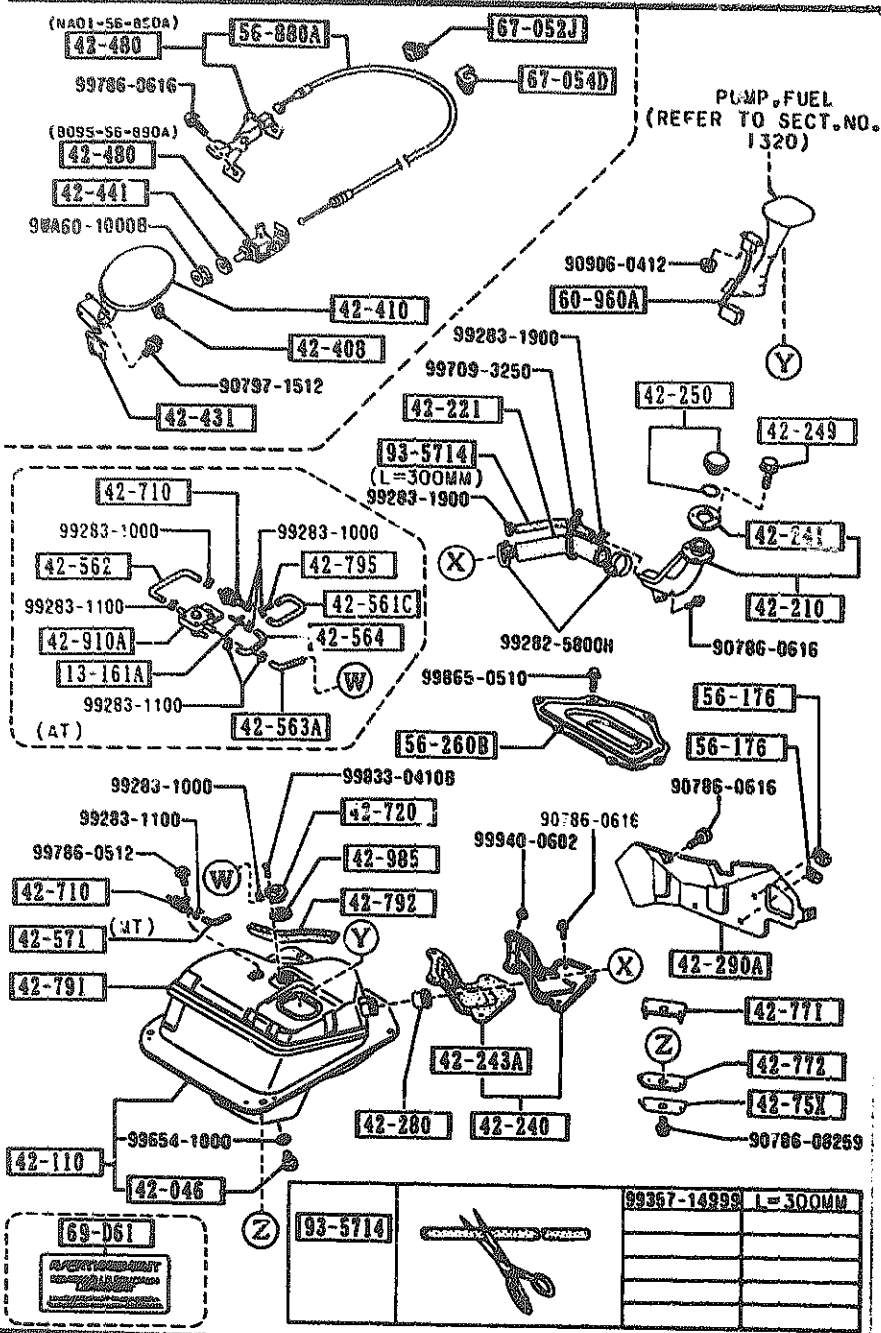


PART NO.	QTY	MODEL/RESTRICTION	MODEL/RESTRICTION	MODEL/RESTRICTION	FROM-TO
41-610B		PEDAL & ARM			
NA01-41-610 A (NA01-41-610A)	1				-0701
NA02-41-610 A (NA02-41-610A)	1				-0701
NA01-41-610A	1	BASE, (W/O AUTO CRUISE CONT.)			0701-
NA02-41-610A	1	PKG-OPT, (W/AUTO CRUISE CONT)			0701-
41-613		ROLLER			
8104-41-114	1	PKG-OPT, (W/AUTO CRUISE CONT)			
41-619		SPRING, RETURN			
NA01-41-619	1				
41-644		BUSH			
8092-41-644	2	OIRES KOGYO			
0259-41-644	2	ONDD KOSAKUSHO PKG-OPT, (W/AUTO CRUISE CONT)			
41-660		CABLE, ACCEL.			
NA01-41-660A	1				
41-780		LEVER, ACCELERATOR			
NA01-41-130A	1	PKG-OPT, (W/AUTO CRUISE CONT)			

0701 NA35MM-200041

4200 FUEL TANK

4200 -1 FUEL TANK



PART NO.	QTY	MODEL/RESTRICTION	MODEL/RESTRICTION	MODEL/RESTRICTION	FROM TO
13-161A		JOINT,T			
E580-13-161	1	(AT)			
42-046		PLUG,DRAIN			
BC88-42-045	1				
42-110		TANK,FUEL			
NA03-42-110	1	(AT)			
NA01-42-110	1				-9601
A (NA01-42-110A)					
NA01-42-110A	1	(MT)			9601-
42-210		PIPE,FILLER			
NA01-42-210	1				-9901
CG(NA01-42-210A)					
NA01-42-210A	1				9901-
42-221		HOSE,FILLER			
NA01-42-241	1				-9901
NA01-42-241A	1				9901-0101
AN(NA01-42-241B)					
NA01-42-241B	1				0101-
42-240		COVER,DUST			
NA01-42-230	1				
42-241		GASKET,FILLER PIPE			
0860-42-366B	1				
42-243A		GASKET 'A', DUST COVER			
NA01-42-233	1				
42-249		BOLT,FILLER PIPE			
NA01-42-249	4				-0222
AN(NA01-42-249A)					
NA01-42-249A	4				0222-0701
AN(NA01-42-249B)					
NA01-42-249B	4				0701-
42-250		CAP,FILLER			
NA02-42-250	1				

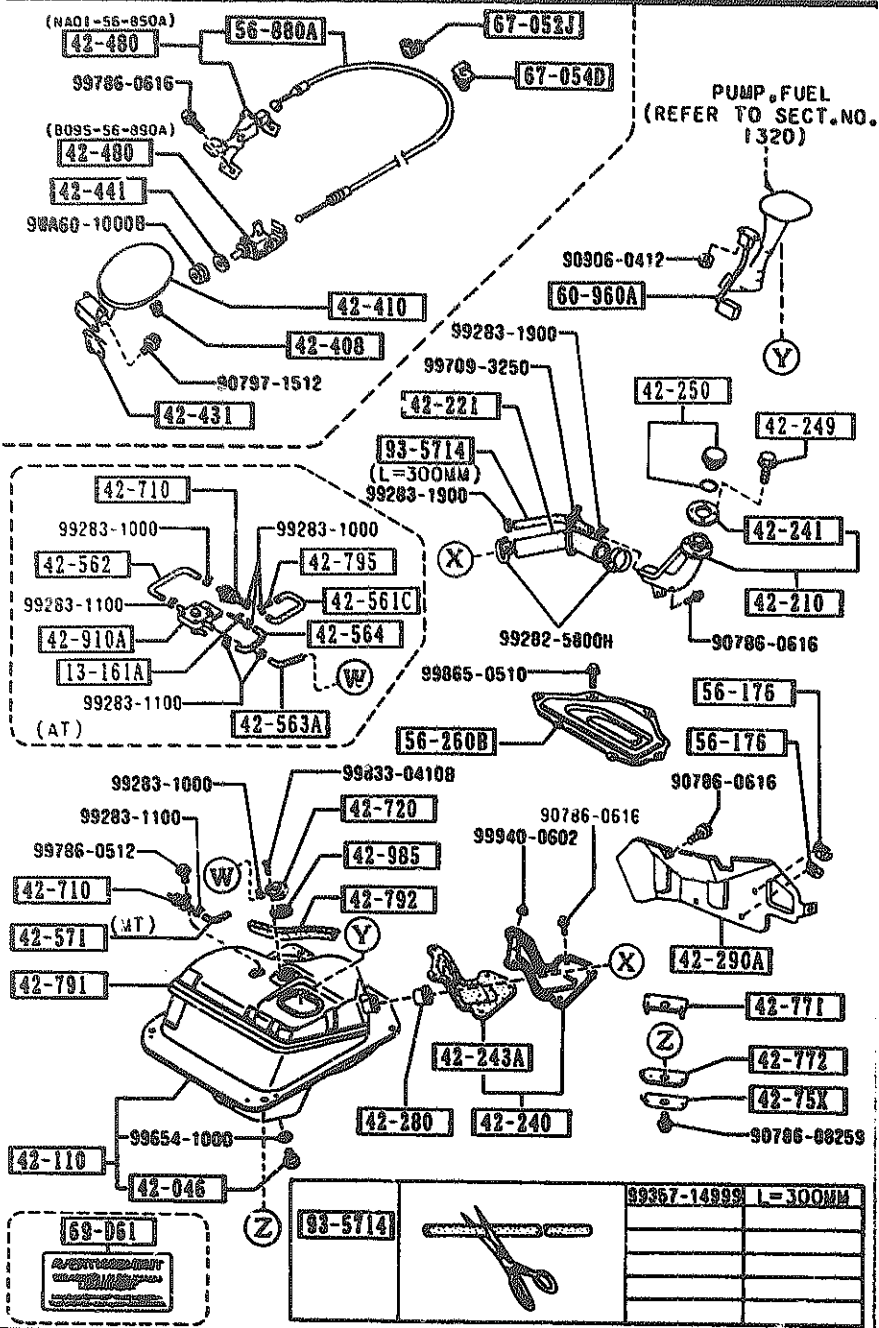
NA01-42-210	9601	NA35RH-106797
CG NA01-42-210A	9901	NA35RH-119257
M260-42-270	0101	NA35RH-133591
	0222	NA35RH-140861
	0701	NA35RH-200041

AUNA01

CAT. AUNA01-07

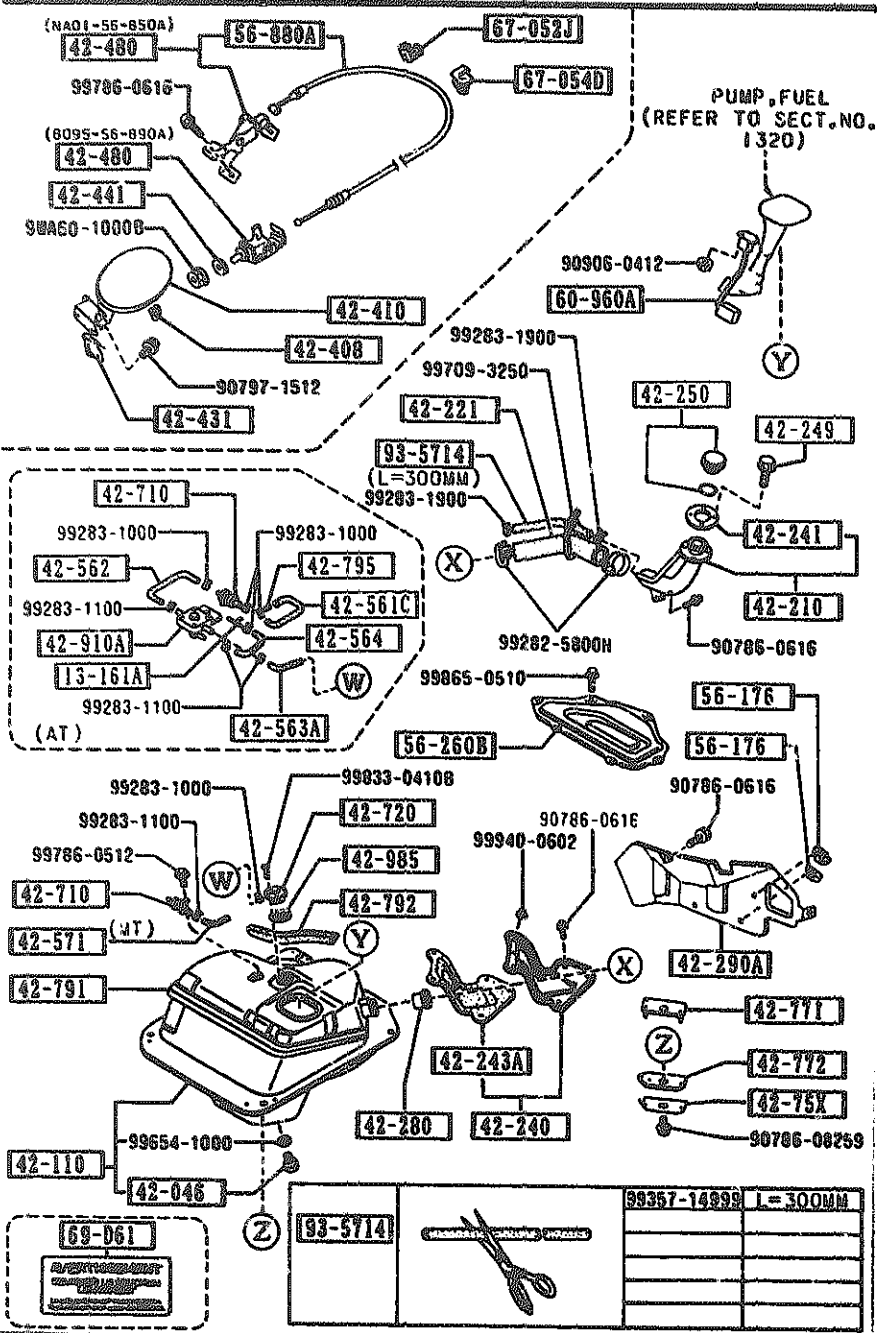
1992-02

4200 FUEL TANK



PART NO.	QTY	MODEL/RESTRICTION	MODEL/RESTRICTION	MODEL/RESTRICTION	FROM-TO
42-280		VALVE, NON RETURN			
GB53-42-270	1				-9901
N260-42-270	1				9901-
42-290A		PROTECTOR 'A', FILLER PIPE			
NA01-42-291A	1				
42-408		STOPPER, FILLER LID			
0187-70-491	2				
42-610		LID, FUEL FILLER			
NA01-42-610	1				-9801
AN(NA01-42-610A)					
NA01-42-610A	1				9801-
42-431		SPRING LIFT, LID			
H043-42-431D	1				
42-441		WASHER, LID OPENER			
NA01-56-896	1				
42-480		OPENER, FILLER LID			
NA01-56-850A	1				
B095-56-890A	1				
42-561C		HOSE NO. 1, BREATHER			
NA03-42-561	1 (AT)				
42-562		HOSE NO. 2, BREATHER			
NA03-42-562	1 (AT)				
42-563A		HOSE NO. 3, BREATHER			
NA03-42-563	1 (AT)				
42-564		HOSE NO. 4, BREATHER			
NA03-42-564	1 (AT)				
42-571		HOSE, VENT			
NA01-42-561	1 (NT)				

9901 NA35M-119257  
9801 NA35M-126490



PART NO.	QTY	MODEL/RESTRICTION	MODEL/RESTRICTION	MODEL/RESTRICTION	FROM-TO
42-710		VALVE,CHECK			
M260-42-910B	1				
42-720		VALVE,FUEL VAPOR.			
FB01-42-980	1				
42-75X		REINF.,FUEL TANK			
NA01-42-77X	4				
42-771		RUBBER(UP),MOUNT-TANK			
NA01-42-771	4				
42-772		RUBBER(LWR),MOUNT-TANK			
NA01-42-772	4				
42-791		PAD,FUEL TANK			
NA01-42-761	1				
42-792		PAD,FUEL TANK			
NA01-42-762	1				
42-795		INSERT			
GNS1-42-795	1 (AT)				
42-910A		VALVE 'A',CHECK-BREATHER			
NA03-42-910	1 (AT)				
42-985		GASKET,VAPOR VALVE			
FB01-42-985	1				
56-176		HOLDER,JACK HANDLE			
G030-56-176	3				
56-260B		COVER,GUAGE-FUEL TANK			
NA01-56-260	1				
56-880A		CABLE,F/LID OPENER			
NA01-56-890A	1				
60-960A		GAUGE,FUEL TANK			
NA01-60-960	1				

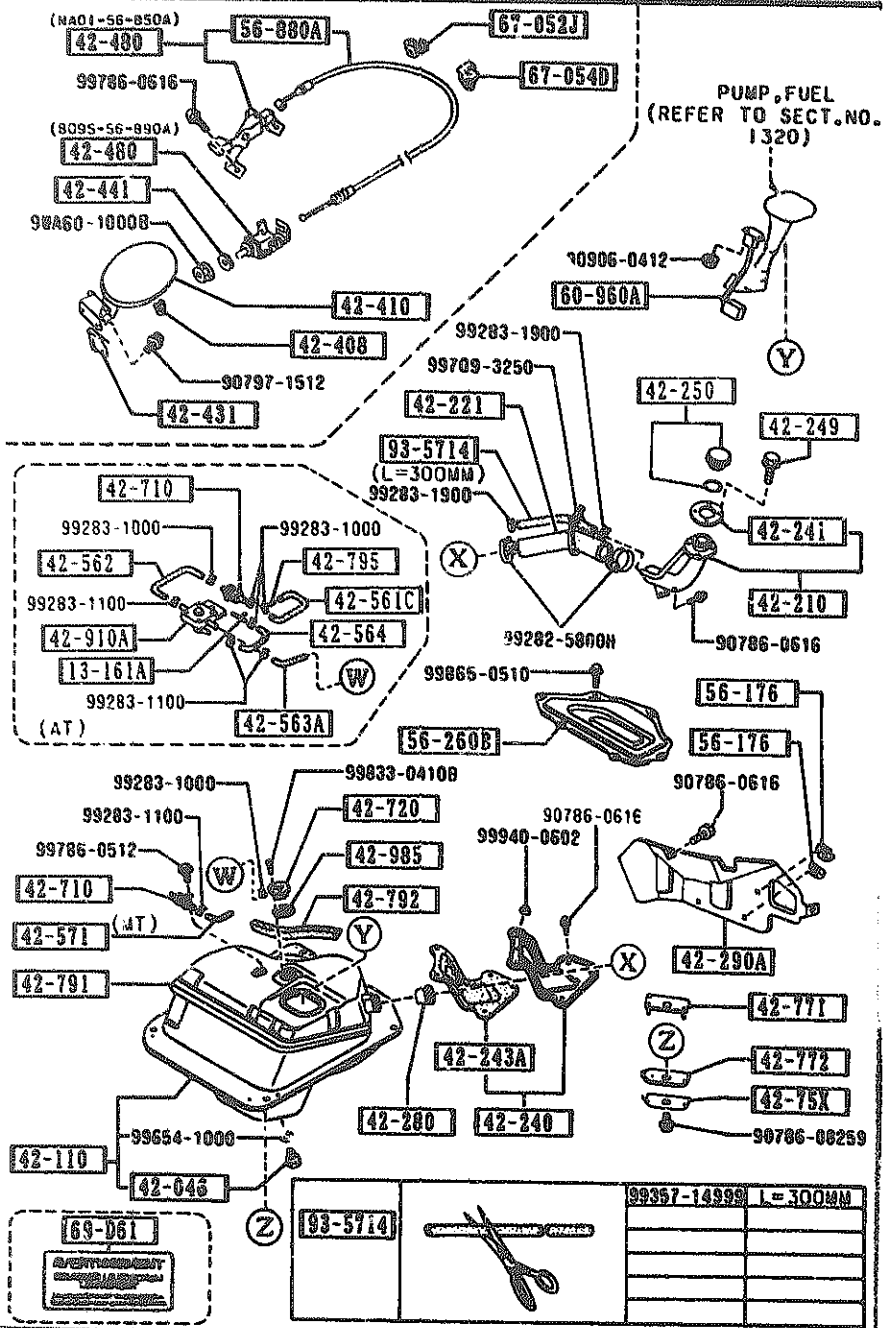
AURA01

CAT. AURA01-07

1992-82

4200 FUEL TANK

4200 -4 M FUEL TANK



PART NO.	QTY	MODEL/RESTRICTION	MODEL/RESTRICTION	MODEL/RESTRICTION	FRGM-TO
67-052J		CLIP			
8001-67-051	1				
67-054D		CLIP			
H260-67-054	2				
69-D61		LABEL, FUEL WARNING			
KA10-69-D61	1				
93-5714		HOSE			
99357-14999	1				

AUNA01

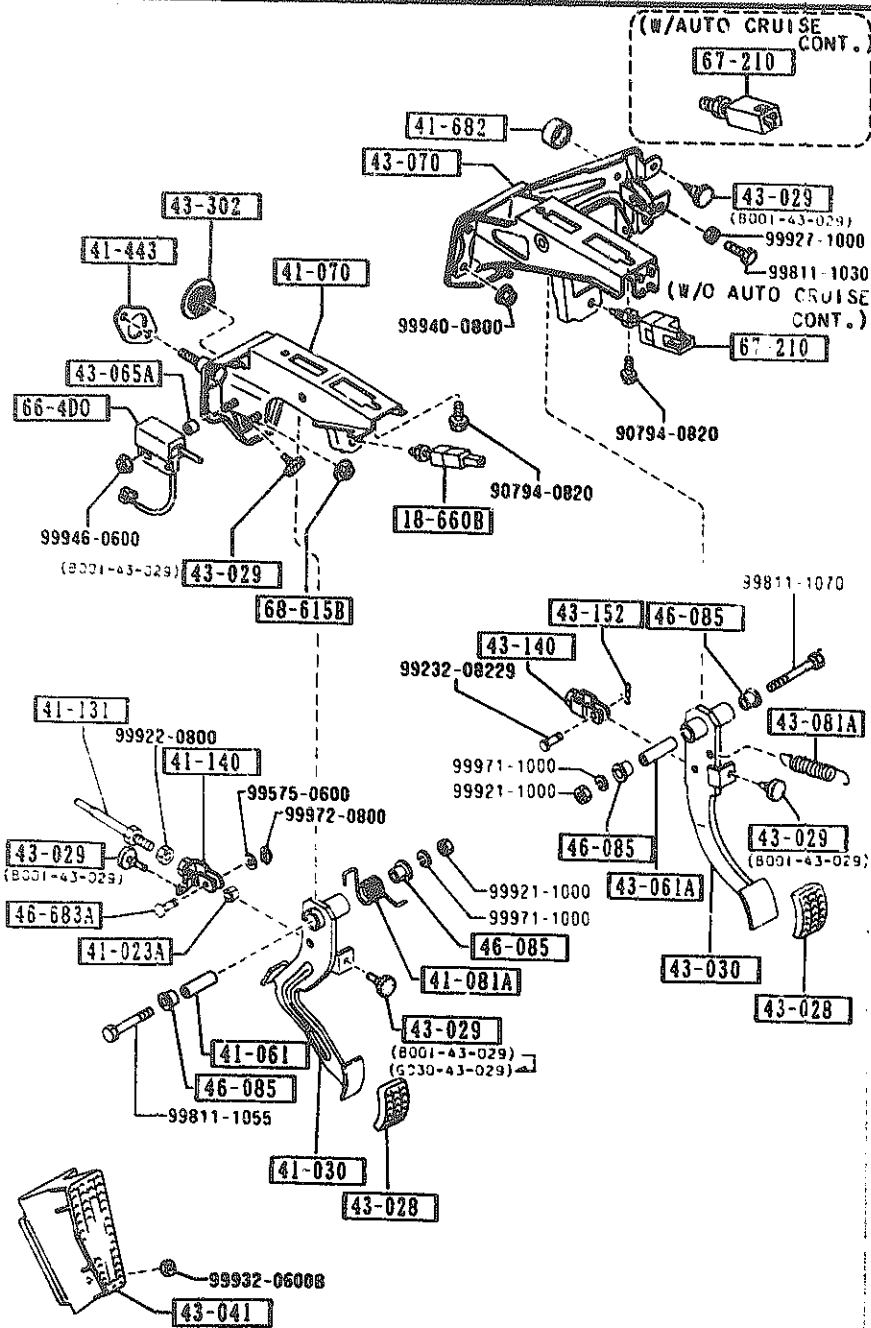
CAT. AUNA01-07

1992-02

1-L15

4300 CLUTCH & BRAKE PEDALS (MANUAL TRANSMISSION)

4300 -1 CLUTCH & BRAKE PEDALS (MANUAL TRANSMISSION)



PART NO.	QTY	MODEL/RESTRICTION	MODEL/RESTRICTION	MODEL/RESTRICTION	FROM TO
18-660B	1	SWITCH, CLUTCH			
LA01-66-490A	1				
41-023A	1	BUSH			
0727-41-023	1				
41-030	1	PEDAL, CLUTCH			
NA01-41-030B	1				
41-061	1	SPACER			
0727-41-061	1				
41-070	1	BRACKET, MASTER CYL.			
NA01-41-070A	1				
41-081A	1	SPRING, RETURN			
BR70-41-081	1				
41-131	1	ROD, PUSH			
0824-41-131	1				
41-140	1	FORK, CLUTCH			
NA01-41-140B	1				
41-443	1	GASKET			
NA01-41-443	1				
41-682	1	RUBBER, STOP			
1456-41-682	1	PKG-OPT, (W/AUTO CRUISE CONT)			
43-028	2	PAD, PEDAL			
B092-43-028	2				
43-029	5	RUBBER, STOPPER			
B001-43-029	5				
B001-43-029	4				-9901
G030-43-029	1				9981-
					9901-
43-030	1	PEDAL, BRAKE			
9901 NA35MH-119257					

AUNA01

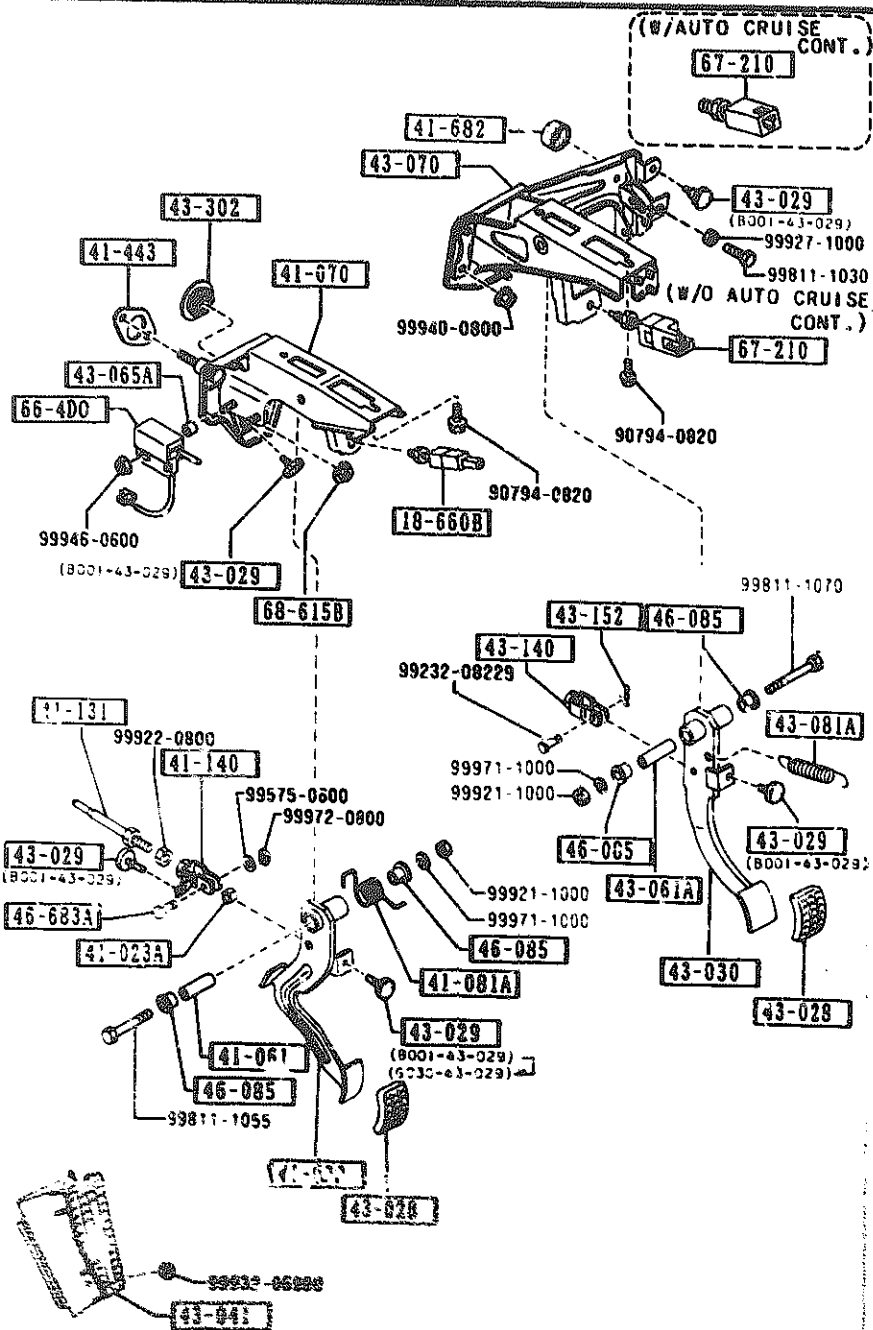
CAT. AUNA01-07

1992-02

1-M15

4300 CLUTCH & BRAKE PEDALS (MANUAL TRANSMISSION)

4300 -2 CLUTCH & BRAKE PEDALS (MANUAL TRANSMISSION)



PART NO.	QTY	MODEL/RESTRICTION	MODEL/RESTRICTION	MODEL/RESTRICTION	FROM-TO
CONT'D					
NA01-43-030	1				
43-041		REST.FOOT			
NA01-43-041	1				
43-061A		PIPE,PEDAL			
0866-43-062	1				
43-065A		SPACER			
BR70-43-065	2				
43-070		BPACKET,MASTER CYL.			
NA01-43-070A	1	BASE, (W/O AUTO CRUISE CONT.)			
NA02-43-070A	1	PKG-OPT, (W/AUTO CRUISE CONT)			
43-081A		SPRING,RETURN-BRAKE			
9092-41-081	1				
43-140		FORK,BRAKE			
1524-43-140	1				
43-152		PIN,SNAP			
0001-43-152	1				
43-302		GRONNET,BRAKE PEDAL			
R160-43-302	1				
46-085		BUSH			
1015-46-085	6				
46-683A		PIN			
0223-46-683	1				
66-400		SWITCH,CLUTCH CUT			
F001-66-400	1				
67-210		SWITCH,LIGHT-BRAKE			
67-210		(W/AUTO CRUISE CONT)			

ASRAG

CAT. APPROX. 27

3-72-37

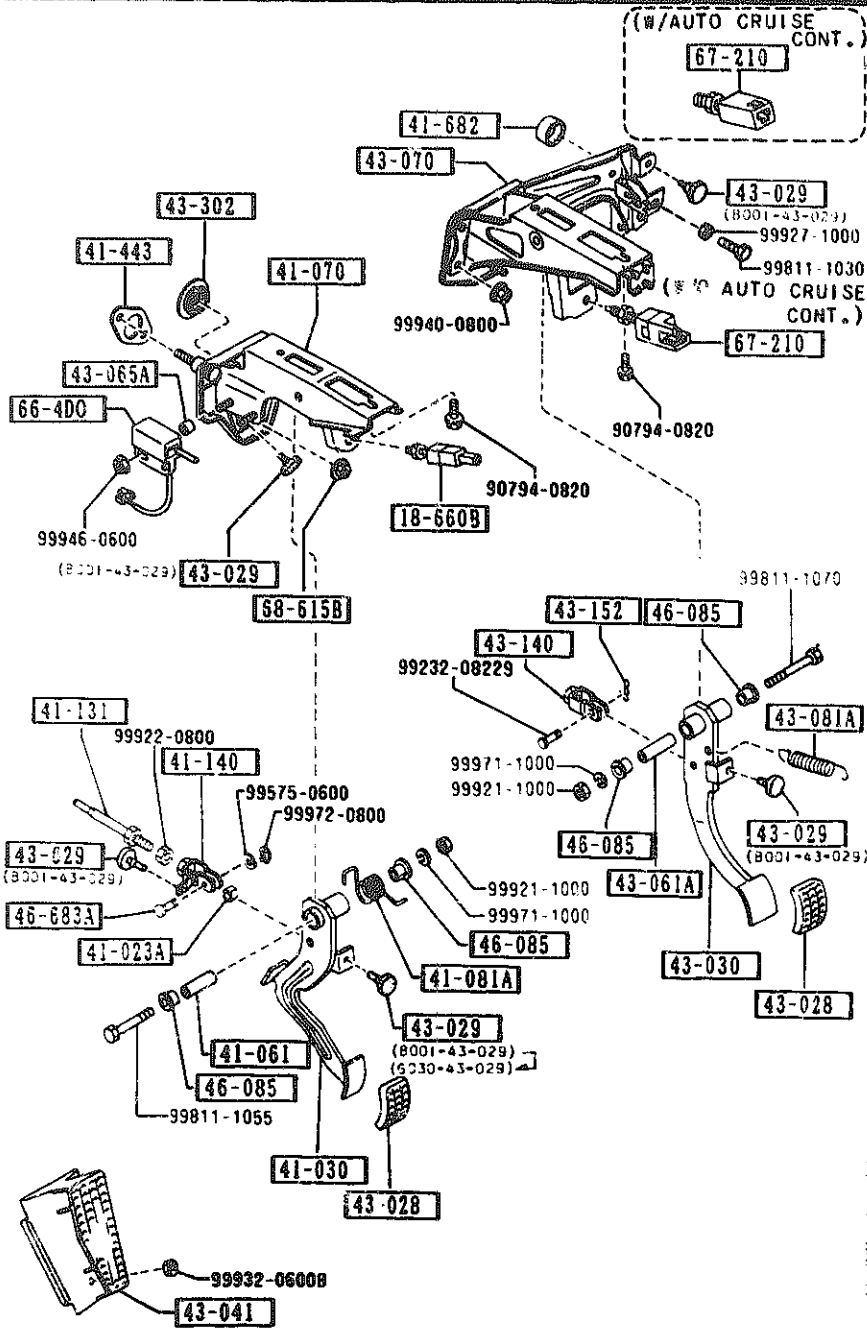
N15



## SECTION NAME INDEX (CHASSIS)

LO.NO	SEC.NO	SECTION NAME	LO.NO	SEC.NO	SECTION NAME	LO.NO	SEC.NO	SECTION NAME
1-C11	2505	REAR PROPELLER SHAFT	1-J16	4400	PARKING BRAKE SYSTEM			
1-D11	2550	REAR DRIVE SHAFT	1-L16	4500	FUEL PIPINGS			
1-E11	2600	REAR AXLE	2-C03	4600	CHANGE CONTROL SYSTEM (AT)			
1-F11	2610	REAR BRAKE MECHANISMS						
1-H11	2710	REAR DIFFERENTIALS (NORMAL DIFF.)						
1-L11	2710 A	REAR DIFFERENTIALS (LIMITED SLIP DIFF.)						
1-D12	2800	REAR SUSPENSION MECHANISMS						
1-E12	2801	REAR SPRING & DAMPER						
1-F12	2810	REAR STABILIZER						
1-G12	2830	REAR LOWER ARMS & SUB FRAME						
1-I12	3200	STEERING WHEEL						
1-L12	3210	STEERING COLUMN & SHAFTS						
1-M12	3220	STEERING GEAR (W/O POWER STEERING)						
1-C13	3220 A	STEERING GEAR (W/ POWER STEERING)						
1-F13	3240	POWER STEERING SYSTEM						
1-N13	3300	FRONT AXLE						
1-I13	3310	FRONT BRAKE MECHANISMS						
1-K13	3400	FRONT SUSPENSION MECHANISMS						
1-M13	3401	FRONT SPRING & DAMPER						
1-N13	3410	CROSSMEMBER & STABILIZER						
1-C14	3700	TIRES & JACK						
1-C15	3900	ENGINE & T/MISSION MOUNTINGS						
1-D15	4000	EXHAUST SYSTEM						
1-F15	4140	CLUTCH RELEASE & MASTER CYLINDERS (MANUAL TRANSMISSION)						
1-G15	4145	CLUTCH PIPINGS (MANUAL TRANSMISSION)						
1-H15	4160	ACCELERATOR CONTROL SYSTEM						
1-I15	4200	FUEL TANK						
1-M15	4300	CLUTCH & BRAKE PEDALS (MANUAL TRANSMISSION)						
1-D16	4300A	BRAKE PEDALS (AUTOMATIC TRANSMISSION)						
1-F16	4340	BRAKE MASTER CYLINDER & POWER BRAKE						
1-H16	4360	BRAKE PIPINGS						

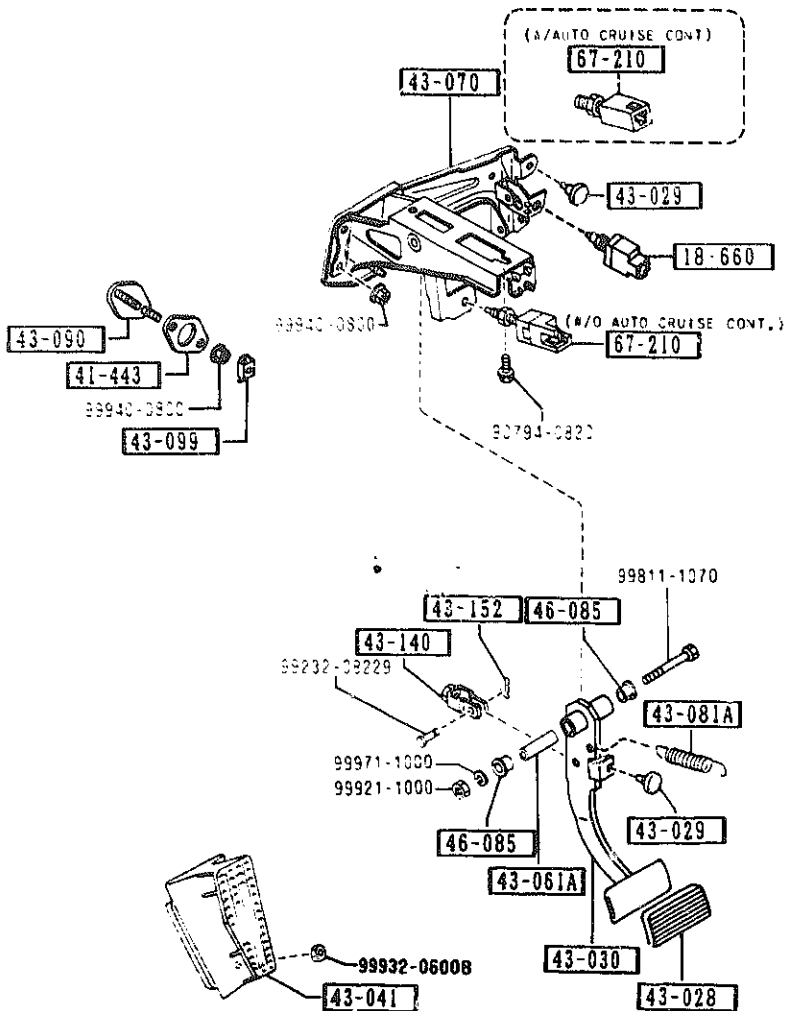
4300 CLUTCH & BRAKE PEDALS (MANUAL TRANSMISSION)



PART NO.	QTY	MODEL/RESTRICTION	MODEL/RESTRICTION	MODEL/RESTRICTION	FROM-TO
CONT'D					
B001-66-490A	1	BASE, (W/O AUTO CRUISE CON T.)			
68-615B			NUT, FLANGE-CAP		
B100-68-615	1				

4300A BRAKE PEDALS (AUTOMATIC TRANSMISSION)

4300A -1 BRAKE PEDALS (AUTOMATIC TRANSMISSION)



PART NO.	QTY	MODEL/RESTRICTION	MODEL/RESTRICTION	MODEL/RESTRICTION	FROM-TO
18-660		SWITCH, KICK DOWN			
W118-66-470	1				
41-443		GASKET			
NA01-41-443	1				
43-028		PAD, PEDAL			
0268-43-028	1				
43-029		RUBBER, STOPPER			
B001-43-029	2				
43-030		PEDAL, BRAKE			
NA03-43-030	1				
43-041		REST, FOOT			
NA01-43-041	1				
43-061A		PIPE, PEDAL			
0866-43-062	1				
43-070		BRACKET, MASTER CYL.			
NA01-43-070A	1	BASE, (W/O AUTO CRUISE CONT.)			
NA02-43-070A	1	PKG-OPT, (W/AUTO CRUISE CONT.)			
43-081A		SPRING, RETURN-BRAKE			
B092-41-081	1				
43-090		PLATE			
NA03-43-090	1				
43-099		HOLDER, PLATE			
HF23-43-099	1				
43-140		FORK, BRAKE			
1524-43-140	1				
43-152		PIN, SNAP			

ABWA01

CAT. AUNA01-07

1992-02

4300A BRAKE PEDALS (AUTOMATIC TRANSMISSION)

4300A -2 W BRAKE PEDALS (AUTOMATIC TRANSMISSION)

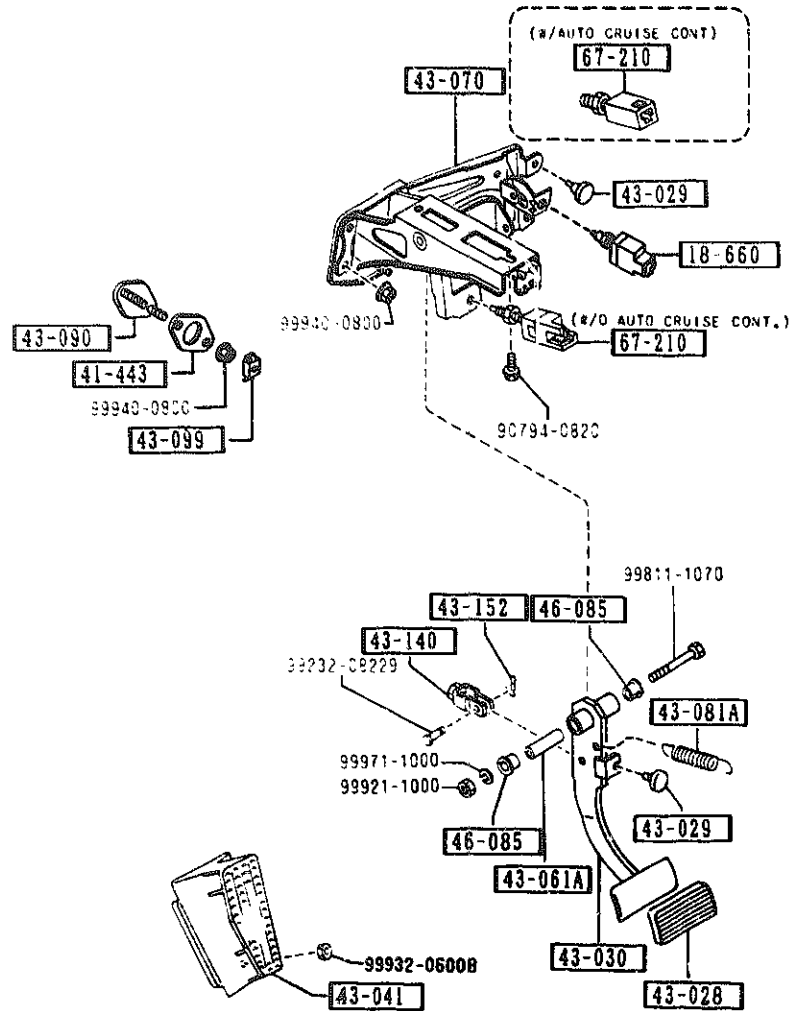
DM-TD

-0401

B-0401

I-

I-



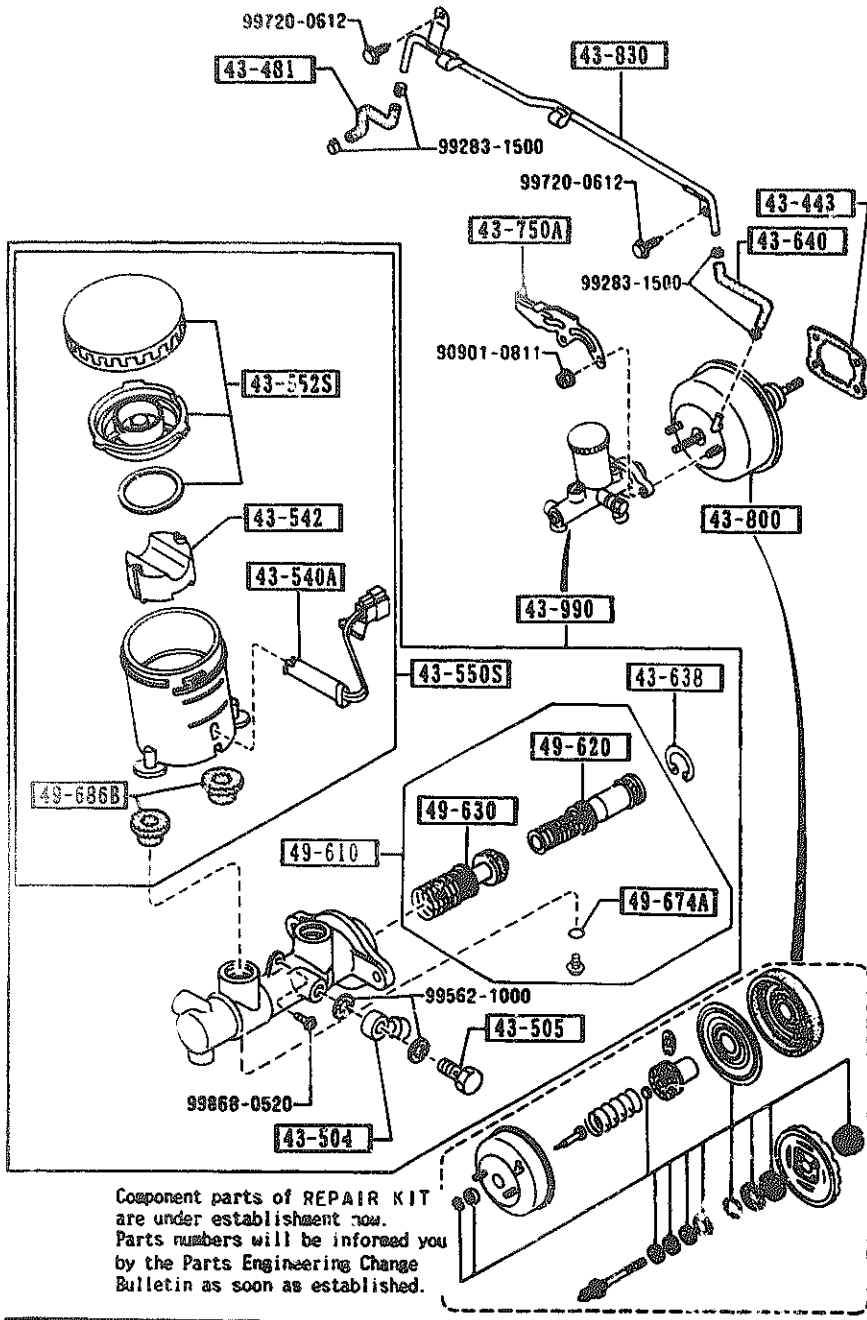
PART NO.	QTY	MODEL/RESTRICTION	MODEL/RESTRICTION	MODEL/RESTRICTION	FROM TO
CONT'D 0001-66-152	1				
46-085		BUSH			
1015-46-085	2				
67-210		SWITCH, LIGHT-BRAKE			
0R70-66-490A	1	PKG-OPT, (W/AUTO CRUISE CONT)			
8001-66-490A	1	BASE, (W/O AUTO CRUISE CON T.)			

AUWA01

CAT. AUWA01-07

1992-02

1-E16

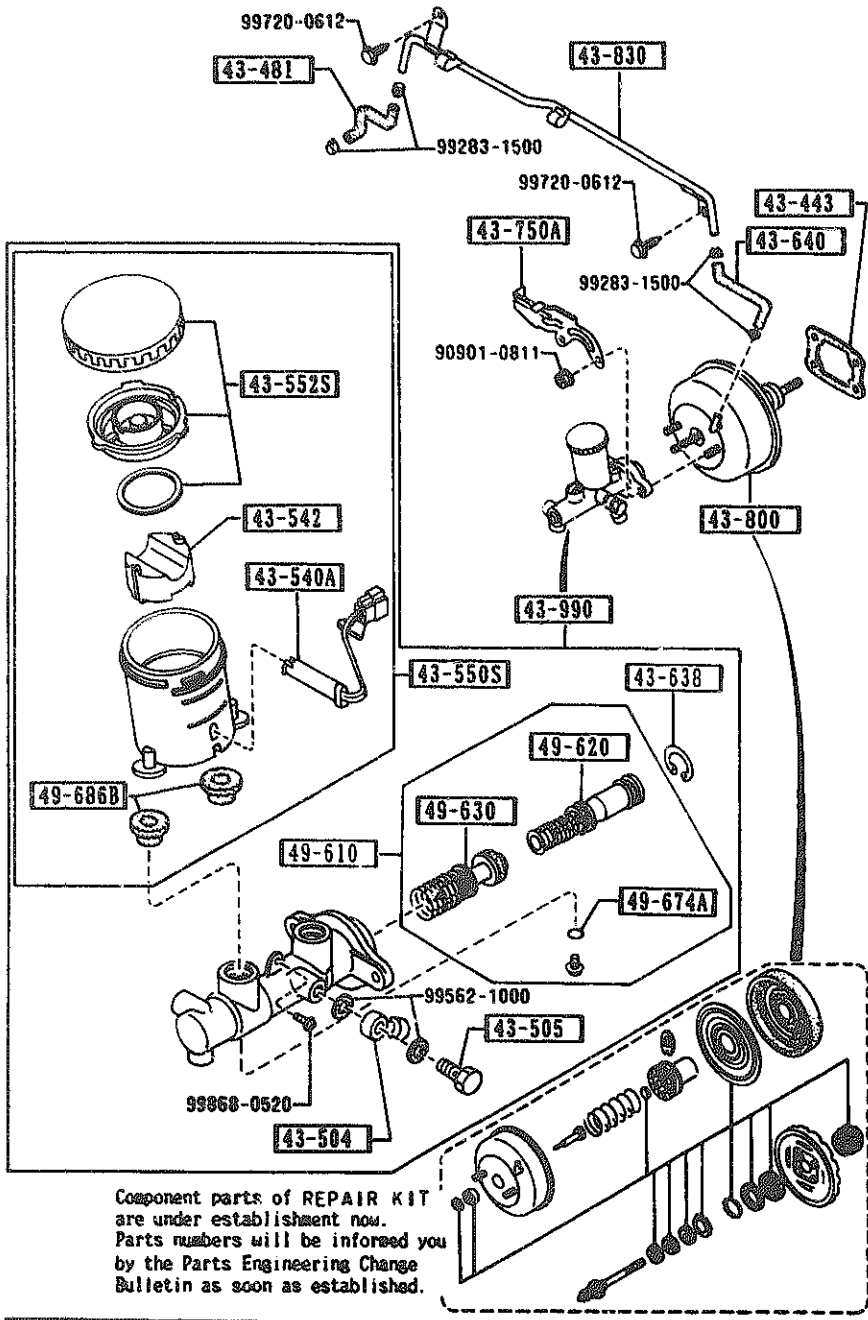


PART NO.	QTY	MODEL/RESTRICTION	MODEL/RESTRICTION	MODEL/RESTRICTION	FROM-TO
43-443 H001-43-443	1	GASKET, VAC POWER ASSIST NON ASBESTOS			
43-481 NA01-43-481	1	HOSE, VACUUM			
43-504 W023-43-504	1	JOINT, PIPE			
43-505 W023-43-505	1	BOLT, CONNECTOR			
43-540A GA97-43-540	1	SENSOR, RESERVE TANK			
43-542 3597-43-542	1	FLOAT			
43-550S B216-49-680 A (B216-49-680A)	1	TANK SET, RESERVE			-0701
43-552S D001-49-650 A (D001-49-650A)	1	CAP SET, RESERVE TANK			0701-
43-638 D001-49-650A	1	RING, RETAINING			-0701
43-640 NA01-43-640	1	HOSE, VACUUM			0701-
43-750A NA01-43-750	1	HOLDER, P. B. VALVE			
43-800 NA01-43-800	1	VACUUM POWER ASSIST			
0701 NA3544-200041					

Component parts of REPAIR KIT are under establishment now. Parts numbers will be informed you by the Parts Engineering Change Bulletin as soon as established.

4340 BRAKE MASTER CYLINDER & POWER BRAKE

4340 -2 \* BRAKE MASTER CYLINDER & POWER BRAKE



PART NO.	QTY	MODEL/RESTRICTION	MODEL/RESTRICTION	MODEL/RESTRICTION	FRGM-TO
43-830		PIPE, VACUUM			
NA01-43-830A	1				
43-990		CYL., TANDEM MASTER			
NA01-43-400C A (NA01-43-400D)	1				-0701
NA01-43-400D	1				0701-
49-610		PARTS KIT, INW.-BRAKE			
GJ21-43-61Z	1				-9801
BW0A-43-61Z	1				9801-
49-620		PISTON, PRIMARY			
GJ21-43-62Z	1				-9801
BW0A-43-62Z	1				9801-
49-630		PISTON, FLOATING			
BJ14-43-63Z	1				-9801
BW0A-43-63Z	1				9801-
49-674A		RING, 'O'-MASTER CYL.			
99541-00403	1				
49-686B		BUSH, ELBOW JOINT			
0305-49-686B	2				

9801 NASS#-116316  
0701 NASS#-200041

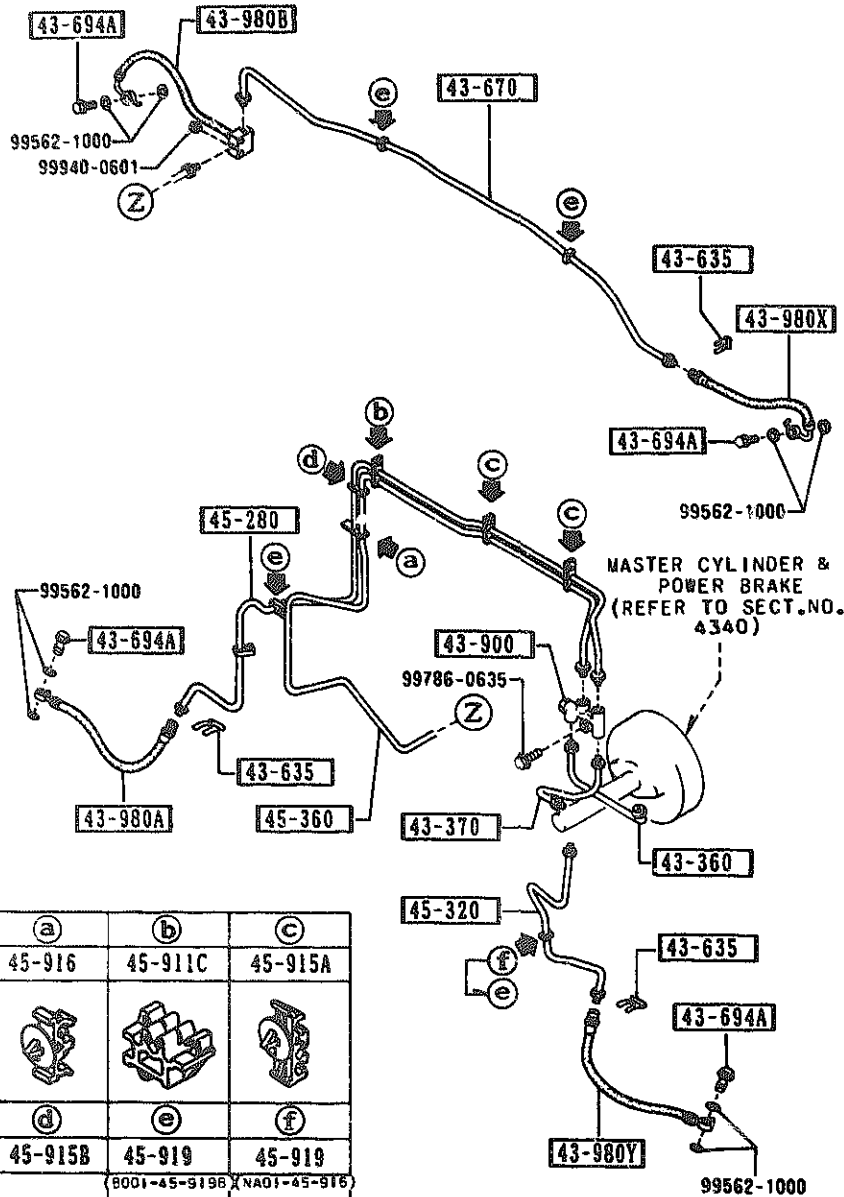
Component parts of REPAIR KIT are under establishment now. Parts numbers will be informed you by the Parts Engineering Change Bulletin as soon as established.

AURA01

CAT. AURA01-07

1992-02

4360 BRAKE PIPINGS



(a)	(b)	(c)
45-916	45-911C	45-915A
(d)	(e)	(f)
45-915B	45-919	45-919
	B001-45-919B	NA01-45-919

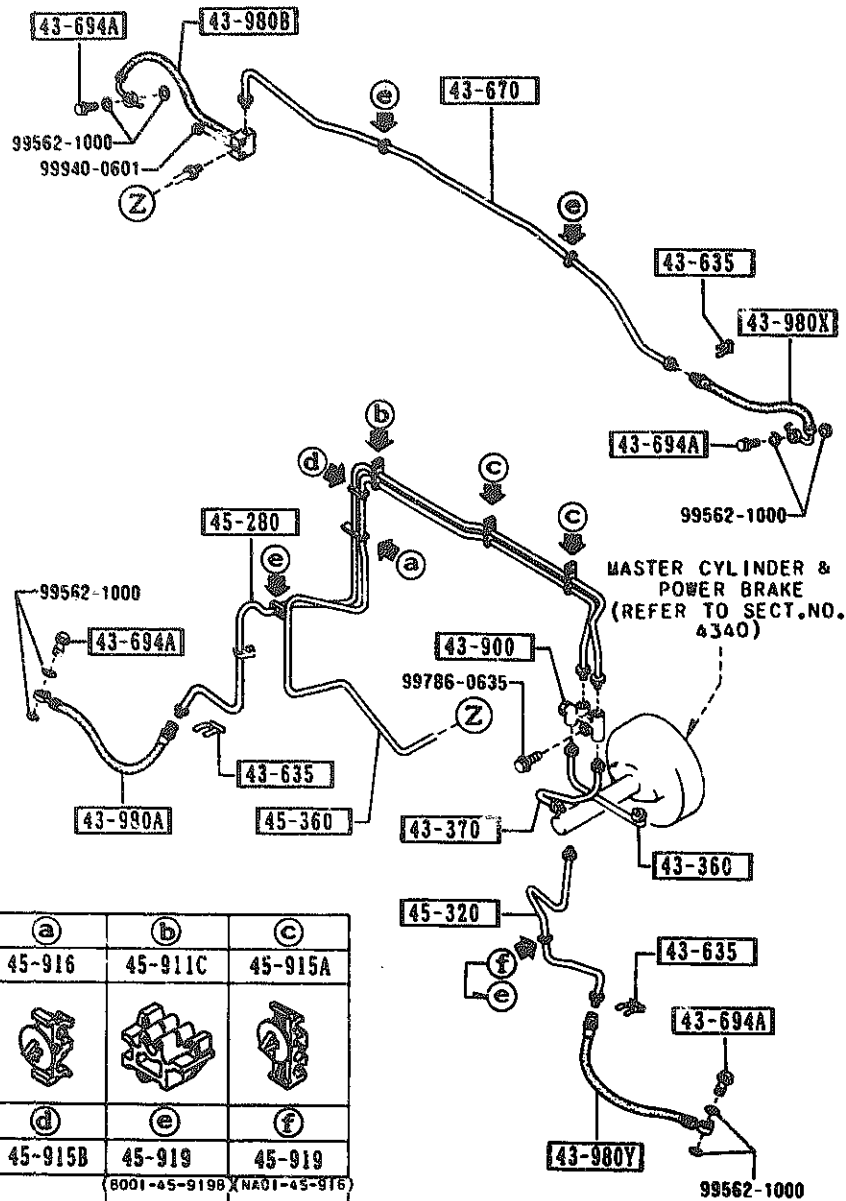
PART NO.	QTY	MODEL/RESTRICTION	MODEL/RESTRICTION	MODEL/RESTRICTION	FROM-TO
43-360		PIPE, BRAKE			
NA01-43-360A	1				
43-370		PIPE, BRAKE			
NA01-43-370	1				
43-635		CLIP, FLEXIBLE HOSE			
W023-43-635	3				
43-670		PIPE, BRAKE-REAR			
NA01-43-670A	1				
43-694A		BOLT, CONNECTOR			
B001-43-694A	4				
43-900		VALVE, DUAL PROPORTIONING			
NA01-43-900	1				
43-980A		HOSE(R), FLEXIBLE-FRT			
NA01-43-810A	1				
43-980B		HOSE(R), FLEXIBLE-RR			
NA01-43-980	1				
43-980X		HOSE(L), FLEXIBLE-RR			
NA01-43-990	1				
43-980Y		HOSE(L), FLEXIBLE-FRT			
NA01-43-820A	1				
45-280		PIPE(R), BRAKE-FRONT			
NA01-45-280B	1				
45-320		PIPE(L), BRAKE-FRONT			
NA01-45-320B	1				
45-360		PIPE NO. 2, BRAKE-REAR			
NA01-45-360B	1				
45-911C		CLIP, PIPE			
NA01-45-911	1				

AUNA01

CAT. AUNA01-07

1992-02

4360 BRAKE PIPINGS



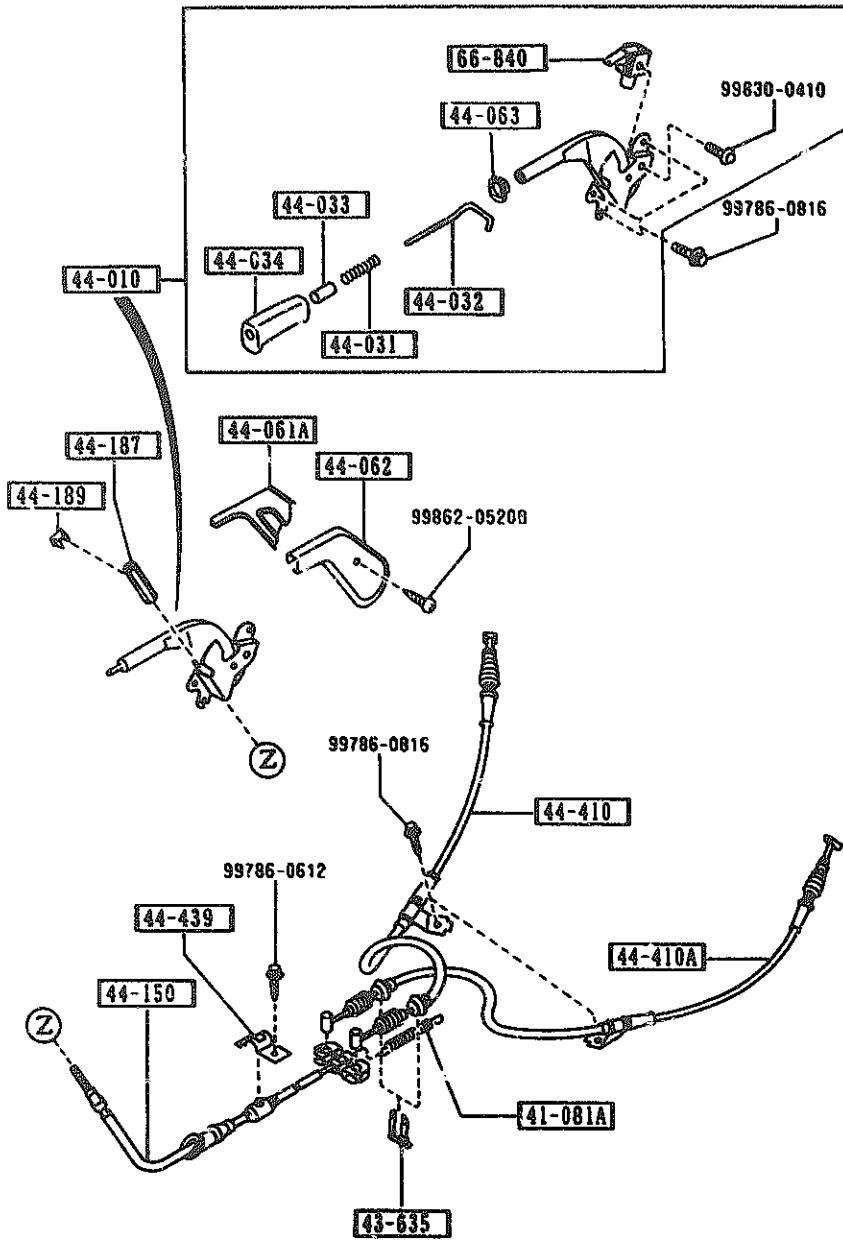
(a)	(b)	(c)
45-916	45-911C	45-915A
(d)	(e)	(f)
45-915B	45-919	45-919
	(B001-45-919B) (NA01-45-916)	

PART NO.	QTY	MODEL/RESTRICTION	MODEL/RESTRICTION	MODEL/RESTRICTION	FROM-TO
45-915A		HOLDER, PIPE			
B001-45-915	2				
45-915B		HOLDER, PIPE			
NA01-45-915A	1				
45-916		HOLDER, PIPE			
B001-45-916	1				
45-919		CLIP, PIPE			
NA01-45-916	1				-9801
B001-45-919B	3				-9801
B001-45-919B	4				9801-

9801 NA35MM-116S16



4400 PARKING BRAKE SYSTEM



PART NO.	QTY	MODEL/RESTRICTION	MODEL/RESTRICTION	MODEL/RESTRICTION	FROM-TO
41-081A		SPRING, RETURN			
0750-41-308	1				
43-635		CLIP, FLEXIBLE HOSE			
W023-43-635	2				
44-010		LEVER, PARKING BRAKE			
NA01-44-010	1				
44-031		SPRING, PARKING REVER			
G030-44-031	1				
44-032		ROD, RELEASE			
NA01-44-032	1				
44-033		BUTTON, RELEASE			
FB01-44-033	1				
44-034		CAP, PARK BRAKE LEVER			
FB01-44-034	1				
44-061A		COVER			
FB01-44-061B	1				
44-062		COVER			
FB01-44-062A	1				
44-063		SPACER			
FC01-44-063	1				
44-150		CABLE, PARKING-FRT			
NA01-44-150B	1				
44-187		SCREW, ADJUST			
0866-44-187A	1				
44-189		CLIP			
0866-44-189	1				
44-410		CABLE(R), R.-PARK.			
NA01-44-410B	1				

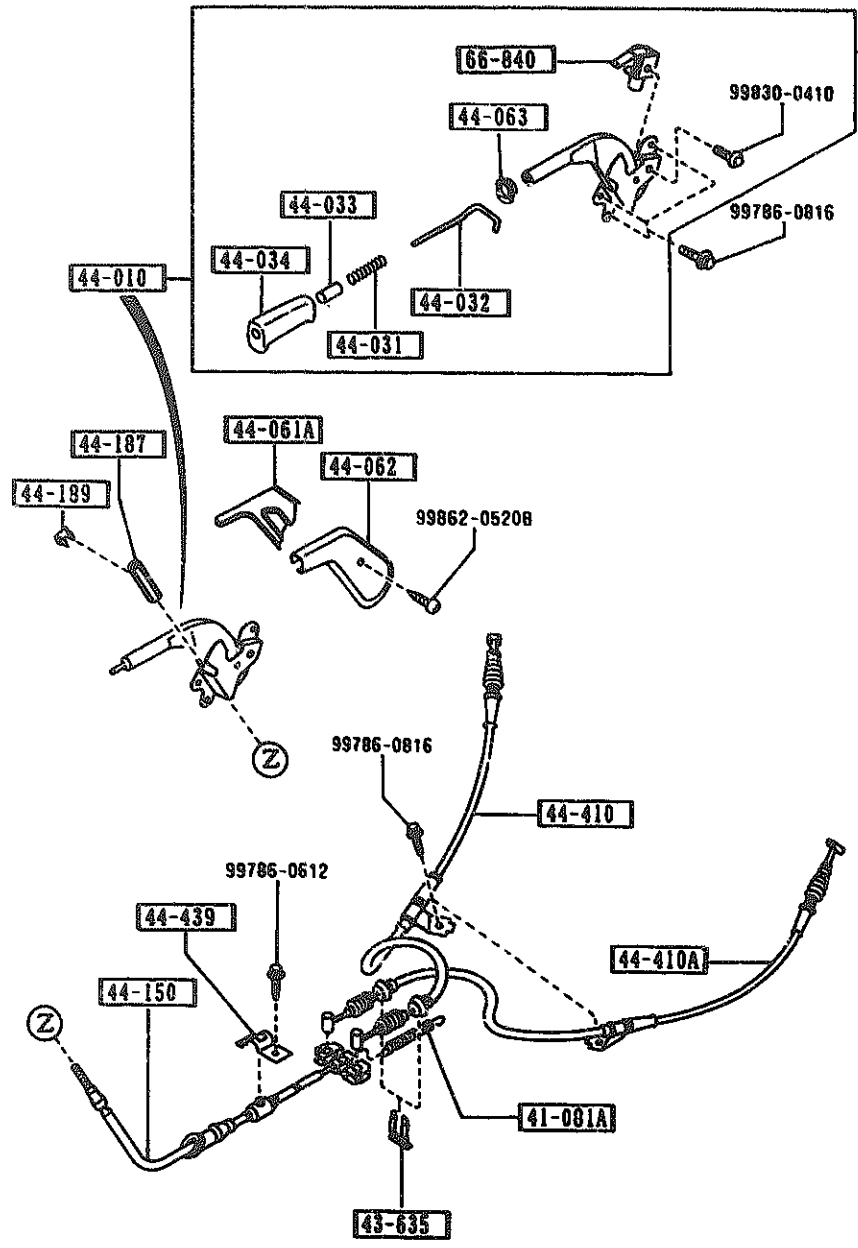
AGRA01

CAT. AUMA01-07

1992-02

1-J16

4400 PARKING BRAKE SYSTEM



PART NO.	QTY	MODEL/RESTRICTION	MODEL/RESTRICTION	MODEL/RESTRICTION	FROM TO
44-410A		CABLE(L),R.-PARK.			
NA01-44-420B	1				
44-439		CLIP,CABLE			
1011-44-439	1				
66-840		SWITCH,PARKING LAMP			
GJ21-66-450A	1				

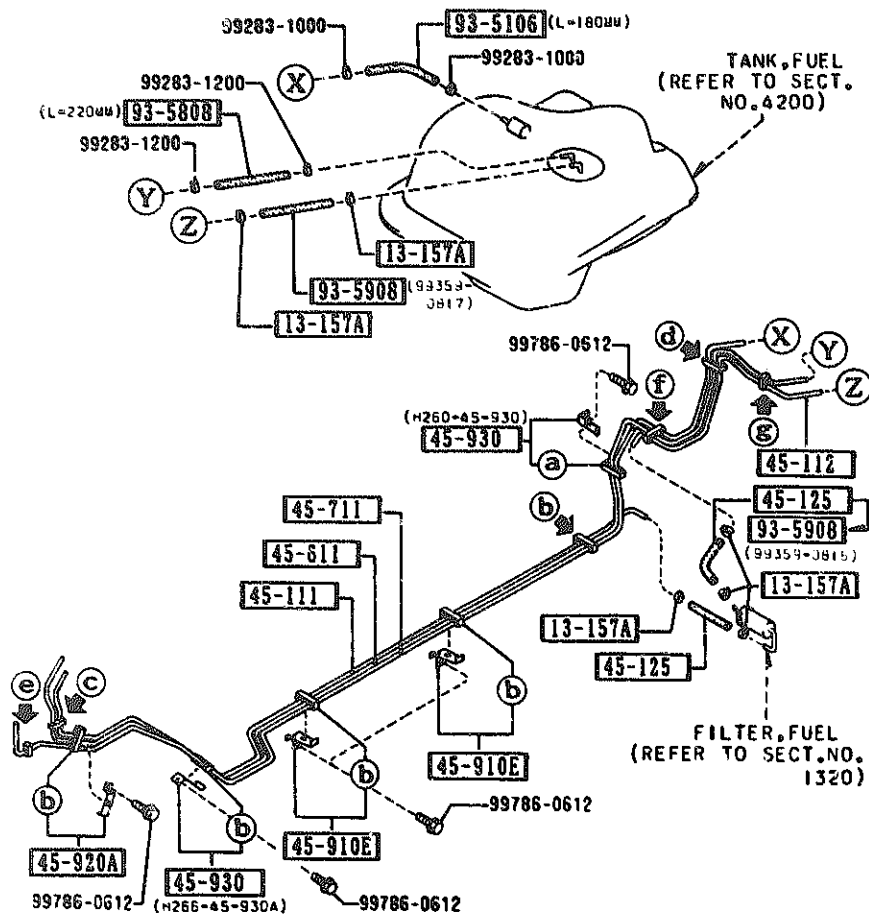
AUNA01

CAT. AUNA01-07

1992-02

1-K16

4500 FUEL PIPINGS



a	b	c	d	e	f	g
45-912D	45-912D	45-913	45-913A	45-914	45-915	45-921
(H260-45-912) (H266-45-912)						

93-5106		99351-06999	L=180MM
93-5808		99358-08999	L=220MM

PART NO.	QTY	MODEL/RESTRICTION	MODEL/RESTRICTION	MODEL/RESTRICTION	FROM-TO
13-157A		CLIP			
8574-13-157	6				
45-111		PIPE, FUEL-MAIN			
NA01-45-111	1				
45-112		PIPE, FUEL-MAIN			
NA01-45-112A	1				
45-125		HOSE, FUEL			
99359-0815	2				-9801
99359-0815	1				9801-
45-611		PIPE, FUEL-RETURN			
NA01-45-611	1				
45-711		PIPE, EVAPORATION			
NA01-45-711A	1				
45-910E		HOLDER, PIPE			
H266-45-910A	2				
45-912D		HOLDER 'A'			
H260-45-912	1				
H266-45-912	5				
45-913		HOLDER, PIPE			
NA01-45-912	1				
45-913A		CLIP, PIPE			
NA01-45-913	1				
45-914		HOLDER, PIPE			
FB01-45-914	1	NIFUKO			
45-915		CLIP, PIPE			
NA01-45-914	1				
45-920A		HOLDER 'B', PIPE			
H266-45-920A	1				

9801 NA35MM-126490

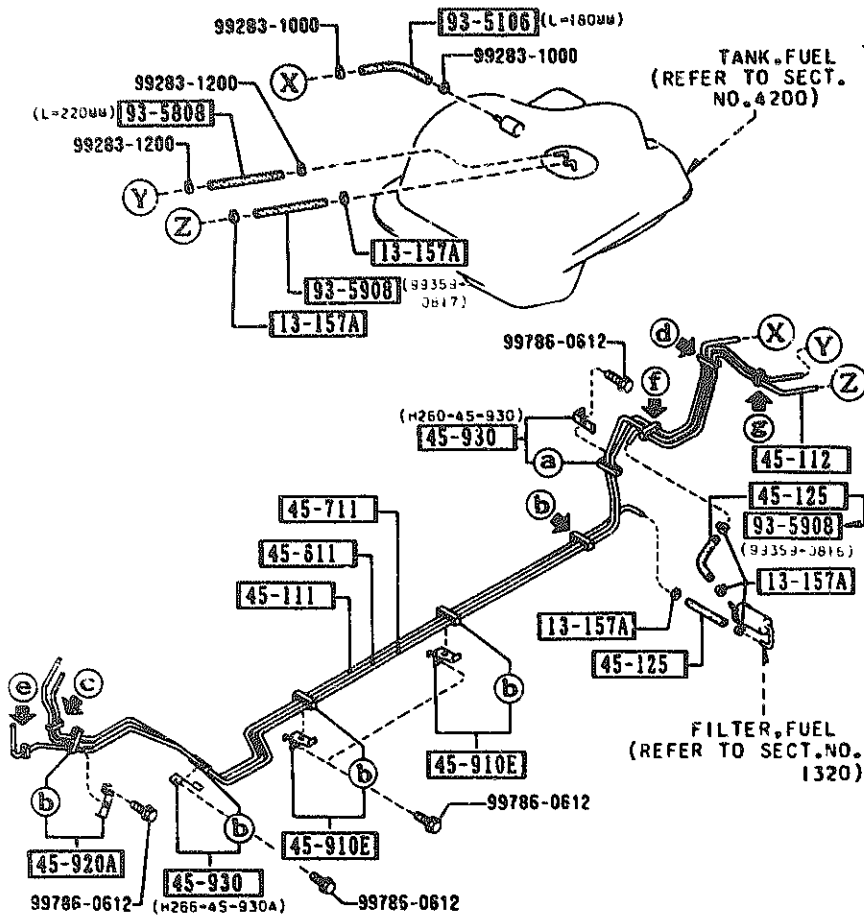
AUNA01

CAT. AUNA01-07

1992-02

4500 FUEL PIPINGS

4500 -2 FUEL PIPINGS



a	b	c	d	e	f	g
45-912D	45-912D	45-913	45-913A	45-914	45-915	45-921
(H260-45-912) (H266-45-912)						

93-5106		99351-06999	L=180MM
93-5808		99358-08999	L=220MM

PART NO.	QTY	MODEL/RESTRICTION	MODEL/RESTRICTION	MODEL/RESTRICTION	FRGH-TO
45-521		CLIP, PIPE			
8210-45-917	1				
45-930		HOLDER 'C', PIPE			
H260-45-930	1				
H266-45-930A	1				
93-5106		HOSE			
99351-06999	1				
93-5808		HOSE			
99358-08999	1				
93-5908		HOSE			
99359-0817	1				
99359-0816	1				

9801-

9801 NA35MM-126490

AUBA01

CAT. AUBA01-07

1992-02

1-M16